



**FITTING INSTRUCTIONS FOR FP0168BK FORK PROTECTORS**  
**KAWASAKI VERSYS 650 2015-**

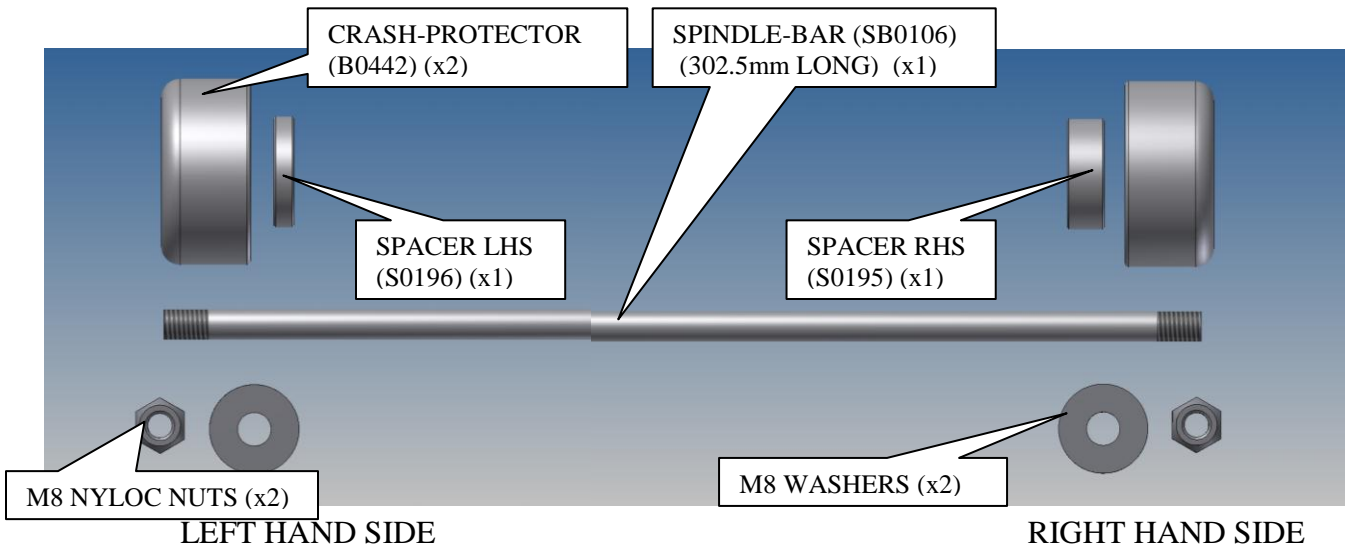


**THIS KIT CONTAINS THE ITEMS PICTURED AND LABELLED BELOW.**  
**DO NOT PROCEED UNTIL YOU ARE SURE ALL PARTS ARE PRESENT.**

**Please note that the way the kit is packed does not necessarily represent the way of mounting to the bike**

Please note that in cases where kits are packed with a plastic tube separating components on the spindle bar (this tube should be discarded).

THE PARTS SHOWN MAY BE REPRESENTATIVE ONLY (FOR CLARITY OF INSTRUCTIONS ONLY)





### **TOOLS REQUIRED**

- Socket set to include 2 x 13mm sockets.

### **FITTING INSTRUCTIONS**

- Fit one of the Nyloc nuts and washer to spindle bar until the thread tightens on plastic of Nyloc nut.
- Push through one of the crash protectors.
- Position wider/flat spacer from kit up to flat face of bobbin.
- Push assembly through front wheel spindle from right hand side as you sit on bike.
- Place the other dished spacer on spindle bar protruding from other side of spindle so counter-bore goes over the thread on front wheel spindle.
- Place the remaining crash protector on spindle bar with flat face against spacer just fitted.
- Fit the remaining washer and Nyloc nut into counter-bore in the crash protector and tighten until it locks.  
**DO NOT OVER-TIGHTEN.** The Nyloc nuts will hold it tight.

ISSUE 1 23/03/2015 (NSY)

### **CONSUMER NOTICE**

The catalogue description and any exhibition of samples are only broad indications of the Products and R&G may make design changes which do not diminish their performance or visual appeal and supplying them in such state shall conform to the order. The Buyer acknowledges no representation or warranty (other than as to title) has been given or will apply to the Products other than those in R&G's order or confirmation and the Buyer confirms it has chosen the Products as being of merchantable quality and suitable for its particular purposes. Where R&G fits the Products or undertakes other services it shall exercise reasonable skill and care and rectify any fault free of charge unless the workmanship has been disturbed. The Buyer is responsible for ensuring that the warranty on the motorcycle is not affected by the fitting of the Products. On return of any defective Products R&G shall at its option either supply a replacement or refund the purchase money but shall not be liable if the Products have been modified or used or maintained otherwise than in accordance with R&G's or manufacturer's instructions and good engineering practice or if the defect arises from accident or neglect. Other than identified above and subject to R&G not limiting its liability for causing death and personal injury, it shall not be liable for indirect or consequential loss and otherwise its liability shall be limited to the amounts paid by the Buyer for the Products or the fitting or service concerned. These terms do not affect the Buyer's statutory rights.

### **R&G RACING RETURNS POLICY (NON-FAULTY GOODS)**

Returns must be pre-authorized (if not pre-authorized the return will be rejected). Goods may only be returned direct to us if they were purchased direct from us (customer must prove if necessary). Otherwise to be returned to original vendor. Goods must be in re-sellable condition, in the opinion of R&G Racing. All returns are subject to a 25% restocking and handling fee (25% of the gross value exc. P&P – at the prevailing price at time of purchase). The customer must pay any and all carriage charges. No returns of discontinued products, unless within 14 days of purchase. This policy does not affect your statutory rights and does not refer to faulty goods.


R&G Racing

Unit 1, Shelley's Lane, East Worldham, Alton, Hampshire, GU34 3AQ

Tel: +44 (0)1420 89007 Fax: +44 (0)1420 87301 [www.rg-racing.com](http://www.rg-racing.com) Email: [info@rg-racing.com](mailto:info@rg-racing.com)



**INSTRUCTIONS DE MONTAGE POUR FP0168BK Protections Fourche**  
**KAWASAKI VERSYS 650 2015-**

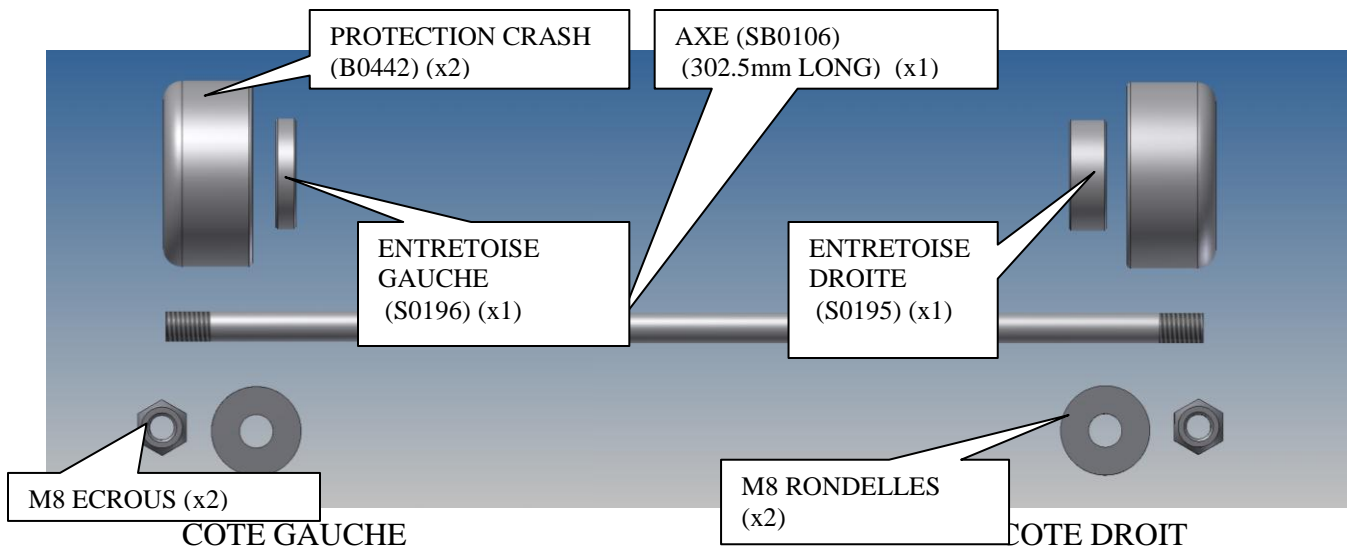


**LE KIT CONTIENT LES ARTICLES EXPOSES CI-DESSOUS, VERIFIER QUE TOUTES LES PIECES SOIENT PRESENTES AVANT DE PROCEDER AU MONTAGE.**

**La façon dont le kit est emballé ne correspond pas forcément à la façon de monter les pièces sur la moto.**

Notez que si les kits sont emballés avec un tube en plastique qui sépare les composants sur l'axe, ce tube doit être jeté.

LES PARTIES PRESENTEES PEUVENT ETRE UNIQUEMENT REPRESENTATIVES (POUR LA CLARTE DES INSTRUCTIONS UNIQUEMENT).



R&G Racing

Unit 1, Shelley's Lane, East Worldham, Alton, Hampshire, GU34 3AQ  
Tel: +44 (0)1420 89007 Fax: +44 (0)1420 87301 [www.rg-racing.com](http://www.rg-racing.com) Email: [info@rg-racing.com](mailto:info@rg-racing.com)



**VOUS AUREZ BESOIN DE CES OUTILS :**

- Clés à douille 13mm.

**INSTRUCTIONS DE MONTAGE**

- Insérer un des écrous et une rondelle sur l'axe jusqu'à ce que le filetage se serre dans le plastique de l'écrou.
- Pousser à travers une des protections crash.
- Positionner l'entretoise plate large fournie dans le kit sur la partie plate de la bobine.
- Pousser l'ensemble dans l'axe de roue avant du côté droit.
- Placer l'autre entretoise sur l'axe qui dépasse de l'autre côté, de façon à ce que le contre alésage aille autour du filetage sur l'axe de roue avant.
- Placer la protection crash restante sur l'axe avec la partie plate contre l'entretoise tout juste insérée.
- Insérer la rondelle restante et l'écrou dans le contre alésage de la protection crash jusqu'à la limite. Ne pas sur-bloquer, les écrous fixent l'ensemble.

ISSUE 1 23/03/2015 (NSY)

**CONSUMER NOTICE**

The catalogue description and any exhibition of samples are only broad indications of the Products and R&G may make design changes which do not diminish their performance or visual appeal and supplying them in such state shall conform to the order. The Buyer acknowledges no representation or warranty (other than as to title) has been given or will apply to the Products other than those in R&G's order or confirmation and the Buyer confirms it has chosen the Products as being of merchantable quality and suitable for its particular purposes. Where R&G fits the Products or undertakes other services it shall exercise reasonable skill and care and rectify any fault free of charge unless the workmanship has been disturbed. The Buyer is responsible for ensuring that the warranty on the motorcycle is not affected by the fitting of the Products. On return of any defective Products R&G shall at its option either supply a replacement or refund the purchase money but shall not be liable if the Products have been modified or used or maintained otherwise than in accordance with R&G's or manufacturer's instructions and good engineering practice or if the defect arises from accident or neglect. Other than identified above and subject to R&G not limiting its liability for causing death and personal injury, it shall not be liable for indirect or consequential loss and otherwise its liability shall be limited to the amounts paid by the Buyer for the Products or the fitting or service concerned. These terms do not affect the Buyer's statutory rights.

**R&G RACING RETURNS POLICY (NON-FAULTY GOODS)**

Returns must be pre-authorized (if not pre-authorized the return will be rejected). Goods may only be returned direct to us if they were purchased direct from us (customer must prove if necessary). Otherwise to be returned to original vendor. Goods must be in resellable condition, in the opinion of R&G Racing. All returns are subject to a 25% restocking and handling fee (25% of the gross value exc. P&P – at the prevailing price at time of purchase). The customer must pay any and all carriage charges. No returns of discontinued products, unless within 14 days of purchase. This policy does not affect your statutory rights and does not refer to faulty goods.