





FITTING INSTRUCTIONS FOR ECC0183 LHS ENGINE COVER
KTM RC125 '14-



- In this kit there should be:
- 1x Engine Case Cover (ECC0183)
 - 3x M6 x 40mm Long Button Head Bolts
 - 3x M6 Washers



PICTURE 1



PICTURE 2



PICTURE 3



PICTURE 4

PLEASE READ THESE INSTRUCTIONS FULLY BEFORE STARTING

- Please make sure the engine is cold before proceeding with the fitting of the R&G cover.
- Remove the left side fairing from the bike by removing the five bolts as arrowed in picture 1.
- Remove the left side of the bellypan by removing the two bolts that secure it on the underside of the bike and the bolt at the front, as arrowed in picture 2.
- With both panels off, the bike is now ready to fit the engine case covers, as shown in picture 3.
- To fit the R&G engine case cover remove the three M6 engine case bolts in the positions arrowed above. Hold the cover loosely over the case to help identify the correct ones. **DO NOT REMOVE ALL OF THE CASE BOLTS.**
- Offer up the R&G cover to the engine and carefully fit it over the casing. Ensure that the three R&G bolts are lined up with the holes in the engine casing, and then push on as far as it will go, as shown in picture 4. *The cover may need to be gently eased under the frame on the top edge.*
- Please note the bolts marked with a star in the diagram require washers.
- Fit the bolts through the Engine Case Cover and into the engine case.
- With a 4mm Allen key tighten the bolts equally so that they pull the cover into place. **DO NOT FULLY TIGHTEN.**
- Finally use a torque wrench set at 10 N/m (7 Lb/ft) to fully tighten.
- Re-fit both the left side of the belly pan and the left side fairing as removed.
- It is suggested that you check the tightness of the mounting bolts on a regular basis i.e. when cleaning or once a month.
- NOTE for the cleaning of this product you should only use a soft polishing cloth and a mild general cleaning agent.
- **AVOID HARMFUL CHEMICALS. IF IN DOUBT DO NOT USE AS THEY COULD ALTER THE STRENGTH OF THE COVER.**
- R&G will accept no liability if the above procedure and torque settings are not followed.

ISSUE 1 01/06/2015 (AR)

CONSUMER NOTICE

The catalogue description and any exhibition of samples are only broad indications of the Products and R&G may make design changes which do not diminish their performance or visual appeal and supplying them in such state shall conform to the order. The Buyer acknowledges no representation or warranty (other than as to title) has been given or will apply to the Products other than those in R&G's order or confirmation and the Buyer confirms it has chosen the Products as being of merchantable quality and suitable for its particular purposes. Where R&G fits the Products or undertakes other services it

R&G Racing

Unit 1, Shelley's Lane, East Worldham, Alton, Hampshire, GU34 3AQ

Tel: +44 (0)1420 89007 Fax: +44 (0)1420 87301 www.rg-racing.com Email: info@rg-racing.com




shall exercise reasonable skill and care and rectify any fault free of charge unless the workmanship has been disturbed. The Buyer is responsible for ensuring that the warranty on the motorcycle is not affected by the fitting of the Products. On return of any defective Products R&G shall at its option either supply a replacement or refund the purchase money but shall not be liable if the Products have been modified or used or maintained otherwise than in accordance with R&G's or manufacturer's instructions and good engineering practice or if the defect arises from accident or neglect. Other than identified above and subject to R&G not limiting its liability for causing death and personal injury, it shall not be liable for indirect or consequential loss and otherwise its liability shall be limited to the amounts paid by the Buyer for the Products or the fitting or service concerned. These terms do not affect the Buyer's statutory rights.

R&G RACING RETURNS POLICY (NON-FAULTY GOODS)

Returns must be pre-authorized (if not pre-authorized the return will be rejected). Goods may only be returned direct to us if they were purchased direct from us (customer must prove if necessary). Otherwise to be returned to original vendor. Goods must be in re-sellable condition, in the opinion of R&G Racing. All returns are subject to a 25% restocking and handling fee (25% of the gross value exc. P&P – at the prevailing price at time of purchase). The customer must pay any and all carriage charges. No returns of discontinued products, unless within 14 days of purchase. This policy does not affect your statutory rights and does not refer to faulty goods.



Instructions de montage pour ECC0183 Protection moteur (coté gauche)
KTM RC125 '14-



Le kit doit contenir :

1 x Protection carter moteur (ECC0183)

3x M6 x 40mm Boulons

3x M6 Rondelles



PHOTO 1




PHOTO 2



PHOTO 3



PHOTO 4

Bien lire ces instructions avant de procéder au montage:

- Assurez-vous que le moteur soit froid.
- Enlever le carénage du coté gauche de la moto en enlevant les 5 boulons, voir photo 1.
- Enlever le cache coté gauche en enlevant les 2 boulons qui le fixent au dessous de la moto et le boulon à l'avant, photo 2.
- Une fois les 2 carénages enlevés, la moto est maintenant prête pour l'installation des protections carter moteur, voir photo 3.
- Pour monter la protection carter moteur R&G, enlever les 3 boulons M6 dans les positions indiquées ci dessus. Tenir le couvercle autour du carter pour aider à identifier les bons trous. **NE PAS ENLEVER TOUS LES BOULONS DE CARTER.**
- Mettre la protection R&G en place en faisant bien attention. S'assurer que les 3 boulons R&G soient alignés avec les trous, puis, une fois cela vérifié, pousser la protection jusqu'à la limite, voir photo 4. La protection peut nécessiter qu'on la place sous le cadre, sur le bord supérieur.
- Notez que les boulons marqués d'une étoile sur le schéma requièrent des rondelles.
- Passer les boulons dans la protection carter moteur et dans le carter moteur.
- Serrer les boulons avec une clé Allen de 4mm, pour qu'ils placent la protection en place. **NE PAS SERRER COMPLETEMENT.**
- Utiliser une clé dynamométrique à 10 Nm (7 Lb ft) pour bloquer).
- Remettres les 2 carénages du coté gauche.
- Nous vous suggérons de vérifier le serrage au moins une fois par mois, lors du nettoyage par exemple.
- NOTE: Pour le nettoyage, vous devriez utilise uniquement un chiffon doux et un agent nettoyant doux.
- Ne pas utiliser d'agents chimiques qui pourraient altérer l'efficacité de la protection.
- R&G n'acceptera aucune responsabilité en cas de mauvais couple de serrage ou d'utilisation inappropriée d'agents nocifs.

ISSUE 1 01/06/2015 (AR)



CONSUMER NOTICE

The catalogue description and any exhibition of samples are only broad indications of the Products and R&G may make design changes which do not diminish their performance or visual appeal and supplying them in such state shall conform to the order. The Buyer acknowledges no representation or warranty (other than as to title) has been given or will apply to the Products other than those in R&G's order or confirmation and the Buyer confirms it has chosen the Products as being of merchantable quality and suitable for its particular purposes. Where R&G fits the Products or undertakes other services it shall exercise reasonable skill and care and rectify any fault free of charge unless the workmanship has been disturbed. The Buyer is responsible for ensuring that the warranty on the motorcycle is not affected by the fitting of the Products. On return of any defective Products R&G shall at its option either supply a replacement or refund the purchase money but shall not be liable if the Products have been modified or used or maintained otherwise than in accordance with R&G's or manufacturer's instructions and good engineering practice or if the defect arises from accident or neglect. Other than identified above and subject to R&G not limiting its liability for causing death and personal injury, it shall not be liable for indirect or consequential loss and otherwise its liability shall be limited to the amounts paid by the Buyer for the Products or the fitting or service concerned. These terms do not affect the Buyer's statutory rights.

R&G RACING RETURNS POLICY (NON-FAULTY GOODS)

Returns must be pre-authorized (if not pre-authorized the return will be rejected). Goods may only be returned direct to us if they were purchased direct from us (customer must prove if necessary). Otherwise to be returned to original vendor. Goods must be in re-sellable condition, in the opinion of R&G Racing. All returns are subject to a 25% restocking and handling fee (25% of the gross value exc. P&P – at the prevailing price at time of purchase). The customer must pay any and all carriage charges. No returns of discontinued products, unless within 14 days of purchase. This policy does not affect your statutory rights and does not refer to faulty goods.