




FITTING INSTRUCTIONS FOR OCG0060PRO
OIL COOLER GUARD



THIS KIT CONTAINS THE ITEMS PICTURED AND LABELLED OVER PAGE.

SOME PARTS MAY BE SHOWN FOR CLARITY OF INSTRUCTIONS ONLY.

DO NOT PROCEED UNTIL YOU ARE SURE ALL PARTS ARE PRESENT.

PLEASE READ ALL INSTRUCTIONS BEFORE PROCEEDING.

**IF IN ANY DOUBT WHEN FITTING OUR PRODUCTS, CONSULT ONE OF OUR DEALERS
OR HAVE FITTED BY A QUALIFIED TECHNICIAN.**

PLEASE NOTE THAT THE WAY THE KIT IS PACKED DOES NOT NECESSARILY REPRESENT THE WAY OF
MOUNTING TO THE BIKE.

IN THE EVENT OF RUBBER WASHERS BEING USED TO HOLD COMPONENTS ONTO BOLTS,

THESE RUBBER WASHERS CAN BE THROWN AWAY.

DIGITAL COPIES OF THESE INSTRUCTIONS ARE AVAILABLE FROM:

WWW.RG-RACING.COM

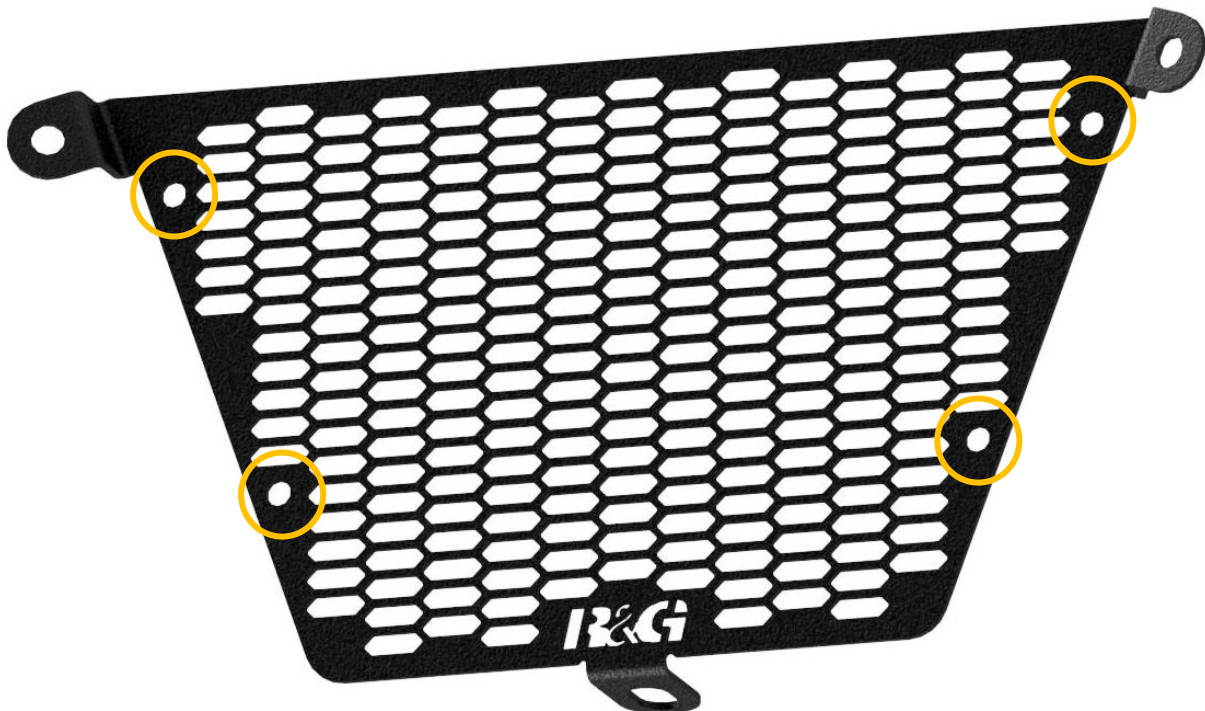


<u>TOOLS REQUIRED</u>	<u>GENERAL TORQUE SETTINGS</u>
<ul style="list-style-type: none"> • Metric Allen Key set • Clippers & Scissors 	<p>M4 BOLT = 8Nm</p> <p>M5 BOLT = 12Nm</p> <p>M6 BOLT = 15Nm</p> <p>M8 BOLT = 20Nm</p> <p>M10 BOLT = 40Nm</p> <p>M12 BOLT = 40Nm</p>

LEGEND

ITEM NO.	DESCRIPTION	QTY
ITEM 1	OCG0060 OIL COOLER GUARD	1
ITEM 2	RUBBER BUNG	4

ASSEMBLY DIAGRAM





FITTING PICTURES




IMAGE 1




IMAGE 2



IMAGE 3




IMAGE 4



FITTING INSTRUCTIONS:

OIL COOLER SHROUD REMOVAL:

- Remove both side bolts arrowed in **Picture 1**, the oil cooler shroud will only be held in position by a rubber mounted pin, so be sure to either immediately remove the shroud or support the shroud until you are ready to do so.
- Once the LHS & RHS fairing panels have been removed the oil cooler shroud will be held in position by the pin shown in **Picture 2** at the bottom of the oil cooler.
- Lower the shroud as directed in **Picture 3** until it can be removed from the pin, then store away safely until ready to re-install.

OIL COOLER GUARD INSTALLATION:

- insert the 4x rubber grommets into the oil cooler guard in the holes circled in **YELLOW** in **Fitting Diagram** if they do not come already installed. Refer to **Picture 4** for correct orientation.
- Slide the R&G Oil Cooler Guard into position by sliding the lower mounting tab over the lower location pin on the bike.
- Align the upper mounting tabs with the mount holes for the OEM Oil cooler shroud.
- Re-fit the Oil cooler shroud over the top of the Oil cooler guard and refit the securing bolts.
- Check tightness regularly and that all fastenings remain tight in place.

ISSUE 1: 28/05/2024 (DM)

CONSUMER NOTICE

The catalogue description and any exhibition of samples are only broad indications of the Products and R&G may make design changes which do not diminish their performance or visual appeal and supplying them in such state shall conform to the order. The Buyer acknowledges no representation or warranty (other than as to title) has been given or will apply to the Products other than those in R&G's order or confirmation and the Buyer confirms it has chosen the Products as being of merchantable quality and suitable for its particular purposes. Where R&G fits the Products or undertakes other services it shall exercise reasonable skill and care and rectify any fault free of charge unless the workmanship has been disturbed. The Buyer is responsible for ensuring that the warranty on the motorcycle is not affected by the fitting of the Products. On return of any defective Products R&G shall at its option either supply a replacement or refund the purchase money but shall not be liable if the Products have been modified or used or maintained otherwise than in accordance with R&G's or manufacturer's instructions and good engineering practice or if the defect arises from accident or neglect. Other than identified above and subject to R&G not limiting its liability for causing death and personal injury, it shall not be liable for indirect or consequential loss and otherwise its liability shall be limited to the amounts paid by the Buyer for the Products or the fitting or service concerned. These terms do not affect the Buyer's statutory rights.

R&G RACING RETURNS POLICY (NON-FAULTY GOODS)

Returns must be pre-authorized (if not pre-authorized the return will be rejected). Goods may only be returned direct to us if they were purchased direct from us (customer must prove if necessary). Otherwise to be returned to original vendor. Goods must be in re-sellable condition, in the opinion of R&G Racing. All returns are subject to a 25% restocking and handling fee (25% of the gross value exc. P&P – at the prevailing price at time of purchase). The customer must pay any and all carriage charges. No returns of discontinued products, unless within 14 days of purchase. This policy does not affect your statutory rights and does not refer to faulty goods.

R&G Racing

Unit 1, Shelley's Lane, East Worldham, Alton, Hampshire, GU34 3AQ

Tel: +44 (0)1420 89007 Fax: +44 (0)1420 87301 www.rg-racing.com Email: info@rg-racing.com