




## **FITTING INSTRUCTIONS FOR FP0327 FORK PROTECTORS**



**THIS KIT CONTAINS THE ITEMS PICTURED AND LABELLED OVER PAGE.**

SOME PARTS MAY BE SHOWN FOR CLARITY OF INSTRUCTIONS ONLY.

DO NOT PROCEED UNTIL YOU ARE SURE ALL PARTS ARE PRESENT.

**PLEASE READ ALL INSTRUCTIONS BEFORE PROCEEDING.**

**IF IN ANY DOUBT WHEN FITTING OUR PRODUCTS, CONSULT ONE OF OUR DEALERS  
OR HAVE FITTED BY A QUALIFIED TECHNICIAN.**

PLEASE NOTE THAT THE WAY THE KIT IS PACKED DOES NOT NECESSARILY REPRESENT THE WAY OF  
MOUNTING TO THE BIKE.

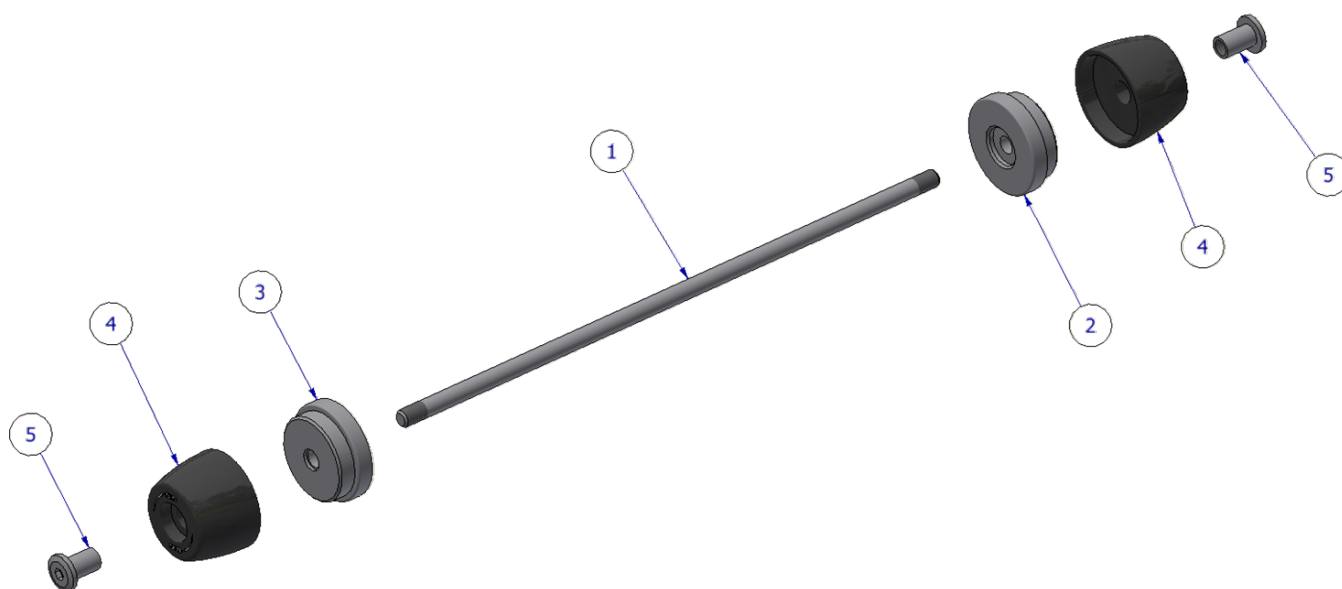
IN THE EVENT OF RUBBER WASHERS BEING USED TO HOLD COMPONENTS ONTO BOLTS,  
THESE RUBBER WASHERS CAN BE THROWN AWAY.



<b><u>TOOLS REQUIRED</u></b>	<b><u>GENERAL TORQUE SETTINGS</u></b>
5mm Allen Key x 2 Small amount of super glue	M4 BOLT = 8Nm M5 BOLT = 12Nm M6 BOLT = 15Nm M8 BOLT = 20Nm M10 BOLT = 40Nm M12 BOLT = 40Nm

**LEGEND**

<b>ITEM NO.</b>	<b>DESCRIPTION</b>	<b>QTY</b>
ITEM 1	SB151 SPINDLE BAR	1
ITEM 2	S1698 - LHS SPACER	1
ITEM 3	S1697 - RHS SPACER	1
ITEM 4	B0575 CRASH PROTECTOR	2
ITEM 5	M8 BARREL NUT	2

**ASSEMBLY DIAGRAM**



### **FITTING INSTRUCTIONS**

- To start this fitting process, place one barrel nut (**Item 5**) onto the end of the spindle bar (**Item 1**) and tighten until at least half of the spindle bar thread is inside the barrel nut.
- A fitting suggestion: using a small amount of Loctite on the Spindle bar thread will help create an even number of threads on both sides of the swingarm protector once fully tightened.
- Now slide one crash protector bung (**Item 4**) and LHS Spacer (**Item 2**) onto the bar in the configuration shown in the ASSEMBLY DIAGRAM.
- Slide the assembly through the LHS of the front spindle. Once through place the RHS Spacer (**Item 3**) and remaining crash protector bung (**Item 4**) onto the end of the spindle bar that's protruding through the LHS.
- Finally, place the second barrel nut (**Item 5**) over the exposed end of the spindle bar and tighten with two 5mm Allen keys simultaneously to the correct torque using the **GENERAL TORQUE SETTINGS** table on **PAGE 2**.

ISSUE 1 – 19/11/2025 (MH)

### **CONSUMER NOTICE**

The catalogue description and any exhibition of samples are only broad indications of the Products and R&G may make design changes which do not diminish their performance or visual appeal and supplying them in such state shall conform to the order. The Buyer acknowledges no representation or warranty (other than as to title) has been given or will apply to the Products other than those in R&G's order or confirmation and the Buyer confirms it has chosen the Products as being of merchantable quality and suitable for its particular purposes. Where R&G fits the Products or undertakes other services it shall exercise reasonable skill and care and rectify any fault free of charge unless the workmanship has been disturbed. The Buyer is responsible for ensuring that the warranty on the motorcycle is not affected by the fitting of the Products. On return of any defective Products R&G shall at its option either supply a replacement or refund the purchase money but shall not be liable if the Products have been modified or used or maintained otherwise than in accordance with R&G's or manufacturer's instructions and good engineering practice or if the defect arises from accident or neglect. Other than identified above and subject to R&G not limiting its liability for causing death and personal injury, it shall not be liable for indirect or consequential loss and otherwise its liability shall be limited to the amounts paid by the Buyer for the Products or the fitting or service concerned. These terms do not affect the Buyer's statutory rights.


### **R&G RACING RETURNS POLICY (NON-FAULTY GOODS)**

Returns must be pre-authorised (if not pre-authorised the return will be rejected). Goods may only be returned direct to us if they were purchased direct from us (customer must prove if necessary). Otherwise to be returned to original vendor. Goods must be in re-sellable condition, in the opinion of R&G Racing. All returns are subject to a 25% restocking and handling fee (25% of the gross value exc. P&P – at the prevailing price at time of purchase). The customer must pay any and all carriage charges. No returns of discontinued products, unless within 14 days of purchase. This policy does not affect your statutory rights and does not refer to faulty goods.

Racing Technique Ltd T/A R&G  
Unit 1, Shelley's Lane, East Worldham, Alton, Hampshire, GU34 3AQ  
Tel: +44 (0)1420 89007 [www.rg-racing.com](http://www.rg-racing.com) Email: [info@rg-racing.com](mailto:info@rg-racing.com)



**NOTICE DE MONTAGE POUR FP0327 PROTECTIONS FOURCHE**



**CE KIT CONTIENT LES ARTICLES ILLUSTRÉS ET ÉTIQUETES SUR LA PAGE.**

CERTAINES PARTIES PEUVENT ÊTRE PRÉSENTES UNIQUEMENT POUR LA CLARTÉ DES INSTRUCTIONS.

NE PAS PROCÉDER AU MONTAGE TANT QUE VOUS N'ÊTES PAS SÛR QUE TOUTES LES PIÈCES SOIENT PRÉSENTES.

**VEUILLEZ LIRE TOUTES LES INSTRUCTIONS AVANT DE CONTINUER.**

**EN CAS DE DOUTE LORS DU MONTAGE DE NOS PRODUITS, CONSULTEZ UN DE NOS  
REVENDEURS OU FAITES APPEL À UN TECHNICIEN QUALIFIÉ.**

VEUILLEZ NOTER QUE LA FAÇON DONT LE KIT EST EMBALLÉ NE REPRÉSENTE PAS NECESSAIREMENT LA MANIÈRE  
DE LE MONTER SUR LA MOTO.

SI DES RONDELLES EN CAOUTCHOUC SONT UTILISÉES POUR MAINTENIR LES COMPOSANTS SUR LES BOULONS,  
ELLES PEUVENT ÊTRE JETÉES.

**NOTICE DISPONIBLE AU TÉLÉCHARGEMENT SUR :**  
[WWW.RG-RACING.COM](http://WWW.RG-RACING.COM)

Racing Technique Ltd T/A R&G  
Unit 1, Shelley's Lane, East Worldham, Alton, Hampshire, GU34 3AQ  
Tel: +44 (0)1420 89007 [www.rg-racing.com](http://www.rg-racing.com) Email: [info@rg-racing.com](mailto:info@rg-racing.com)

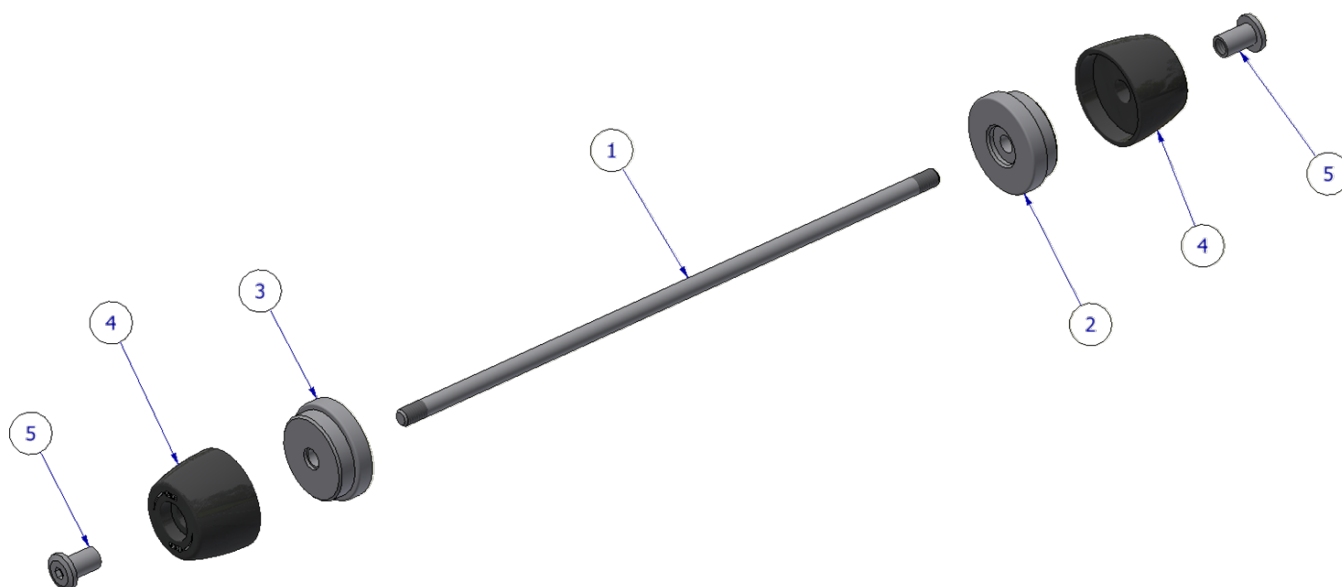


<b><u>OUTILS REQUIS</u></b>	<b><u>VALEURS DE SERRAGE</u></b>
Clé Allen 5mm x 2	M4 BOULON = 8Nm
Un peu de super glue	M5 BOULON = 12Nm
	M6 BOULON = 15Nm
	M8 BOULON = 20Nm
	M10 BOULON = 40Nm
	M12 BOULON = 40Nm

### **LÉGENDE**

<b>ARTICLE NO.</b>	<b>DESCRIPTION</b>	<b>QTÉ</b>
ARTICLE 1	SB151 BARRE	1
ARTICLE 2	S1698 - ENTRETOISE CÔTÉ GAUCHE	1
ARTICLE 3	S1697 - ENTRETOISE CÔTÉ DROIT	1
ARTICLE 4	B0575 PROTECTION CRASH	2
ARTICLE 5	M8 ÉCROU	2

### **SCHÉMA D'ENSEMBLE**



Racing Technique Ltd T/A R&G  
 Unit 1, Shelley's Lane, East Worldham, Alton, Hampshire, GU34 3AQ  
 Tel: +44 (0)1420 89007 [www.rg-racing.com](http://www.rg-racing.com) Email: [info@rg-racing.com](mailto:info@rg-racing.com)



### **NOTICE DE MONTAGE**

- Pour commencer le montage, placez un écrou cylindrique (article 5) sur l'extrémité de la barre (article 1) et serrez jusqu'à ce qu'au moins la moitié du filetage de la barre soit à l'intérieur de l'écrou cylindrique.
- Suggestion de montage : l'application d'une petite quantité de Loctite sur le filetage de la barre permettra d'obtenir un nombre identique de filets de chaque côté de la protection de bras oscillant une fois le serrage terminé.
- Glissez ensuite un bouchon de protection crash (article 4) et l'entretoise côté gauche (article 2) sur la barre, conformément à la configuration indiquée sur le SCHÉMA DE MONTAGE.
- Glissez l'ensemble à travers le côté gauche de la fusée avant. Une fois le montage terminé, placez l'entretoise côté droit (article 3) et le bouchon de protection crash restant (article 4) sur l'extrémité de la barre qui dépasse du côté gauche.
- Enfin, placez le deuxième écrou cylindrique (article 5) sur l'extrémité exposée de la barre puis serrez avec deux clés Allen de 5 mm simultanément au couple correct en utilisant le tableau des RÉGLAGES DE COUPLE GÉNÉRAUX à la PAGE 2.

ISSUE 1 – 19/11/2025 (MH)

### **CONSUMER NOTICE**

The catalogue description and any exhibition of samples are only broad indications of the Products and R&G may make design changes which do not diminish their performance or visual appeal and supplying them in such state shall conform to the order. The Buyer acknowledges no representation or warranty (other than as to title) has been given or will apply to the Products other than those in R&G's order or confirmation and the Buyer confirms it has chosen the Products as being of merchantable quality and suitable for its particular purposes. Where R&G fits the Products or undertakes other services it shall exercise reasonable skill and care and rectify any fault free of charge unless the workmanship has been disturbed. The Buyer is responsible for ensuring that the warranty on the motorcycle is not affected by the fitting of the Products. On return of any defective Products R&G shall at its option either supply a replacement or refund the purchase money but shall not be liable if the Products have been modified or used or maintained otherwise than in accordance with R&G's or manufacturer's instructions and good engineering practice or if the defect arises from accident or neglect. Other than identified above and subject to R&G not limiting its liability for causing death and personal injury, it shall not be liable for indirect or consequential loss and otherwise its liability shall be limited to the amounts paid by the Buyer for the Products or the fitting or service concerned. These terms do not affect the Buyer's statutory rights.

### **R&G RACING RETURNS POLICY (NON-FAULTY GOODS)**

Returns must be pre-authorised (if not pre-authorised the return will be rejected). Goods may only be returned direct to us if they were purchased direct from us (customer must prove if necessary). Otherwise to be returned to original vendor. Goods must be in re-sellable condition, in the opinion of R&G Racing. All returns are subject to a 25% restocking and handling fee (25% of the gross value exc. P&P – at the prevailing price at time of purchase). The customer must pay any and all carriage charges. No returns of discontinued products, unless within 14 days of purchase. This policy does not affect your statutory rights and does not refer to faulty goods.

Racing Technique Ltd T/A R&G  
Unit 1, Shelley's Lane, East Worldham, Alton, Hampshire, GU34 3AQ  
Tel: +44 (0)1420 89007 [www.rg-racing.com](http://www.rg-racing.com) Email: [info@rg-racing.com](mailto:info@rg-racing.com)