




FITTING INSTRUCTIONS FOR FP0272 FORK PROTECTORS



**This kit contains the items pictured and labelled over page.
Some parts may be shown for clarity of instructions only.
Do not proceed until you are sure all parts are present.
Please read all instructions before proceeding.**

**IF IN ANY DOUBT WHEN FITTING OUR PRODUCTS, CONSULT ONE OF OUR DEALERS
OR HAVE FITTED BY A QUALIFIED TECHNICIAN.**

Please note that the way the kit is packed does not necessarily represent the way of mounting to the bike.
In the event of rubber washers being used to hold components onto bolts, these rubber washers can be thrown away.

**DIGITAL COPIES OF THESE INSTRUCTIONS ARE AVAILABLE FROM
WWW.RG-RACING.COM**

**TOOLS REQUIRED**

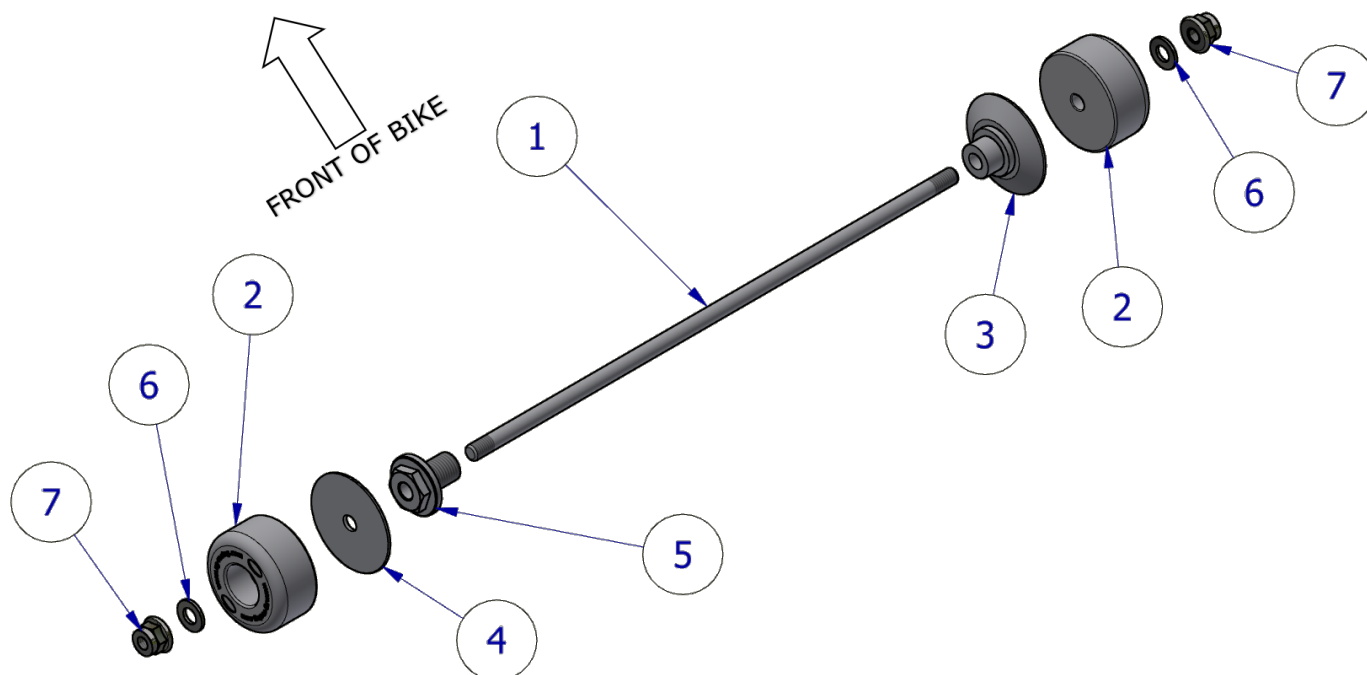
- Socket Set to Include 2 x 13mm sockets and wrenches, 20mm socket & 22mm socket

GENERAL TORQUE SETTINGS

M4 BOLT = 8Nm
 M5 BOLT = 12Nm
 M6 BOLT = 15Nm
 M8 BOLT = 20Nm
 M10 BOLT = 40Nm
 M12 BOLT = 40Nm

LEGEND

ITEM No.	DESCRIPTION
1	SPINDLE BAR (S163)
2	CRASH BOBBIN - BOTH SIDES (B0442)
3	M8 SPACER - RHS (S1044)
4	M8 SPACER - LHS (S1440)
5	M14 SPINDLE NUT (H0094)
6	M8 WASHER
7	M8 NYLOC NUT

ASSEMBLY DIAGRAM**FITTING INSTRUCTIONS**

R&G

Unit 1, Shelley's Lane, East Worldham, Alton, Hampshire, GU34 3AQ

Tel: +44 (0)1420 89007 Fax: +44 (0)1420 87301 www.rg-racing.com Email: info@rg-racing.com



- Remove the OE spindle nut on the LHS of the front wheel spindle using a 22mm socket and replace with the M14 spindle nut (**Item 5**) & tighten with a 20mm socket.
- Feed spindle-bar (**Item 1**) through the RHS spacer (**Item 3**) & crash protector (**Item 2**) as shown in the above picture.
- Fit one nut (**Item 7**) and washer (**Item 6**) on the RHS of the spindle-bar, engage the nut so the plastic insert of nut is fully engaged. It is recommended to use a small amount of Loctite or superglue to fix this nut as this will aid when tightening the opposite side later.
- Place the spindle bar assembly through the front wheel spindle from the left side.
- Place the remaining spacer (**Item 4**) & crash protector (**Item 2**) over the exposed end of the spindle bar on the left side of the bike.
- Fit the washer and nut from the kit onto the thread and tighten until both nuts are engaged in nylon and equal amounts protrude from either side (please ensure the logo is located at the top and bottom of the crash protector). Do not overtighten – the nyloc nuts will hold it tight.

See more R&G products for your Motorcycle in the link below:

[R&G Racing | All Products for Honda - NT1100 \(rg-racing.com\)](http://www.rg-racing.com)

ISSUE 1 29/11/2022 (MH)

CONSUMER NOTICE

The catalogue description and any exhibition of samples are only broad indications of the Products and R&G may make design changes which do not diminish their performance or visual appeal and supplying them in such state shall conform to the order. The Buyer acknowledges no representation or warranty (other than as to title) has been given or will apply to the Products other than those in R&G's order or confirmation and the Buyer confirms it has chosen the Products as being of merchantable quality and suitable for its particular purposes. Where R&G fits the Products or undertakes other services it shall exercise reasonable skill and care and rectify any fault free of charge unless the workmanship has been disturbed. The Buyer is responsible for ensuring that the warranty on the motorcycle is not affected by the fitting of the Products. On return of any defective Products R&G shall at its option either supply a replacement or refund the purchase money but shall not be liable if the Products have been modified or used or maintained otherwise than in accordance with R&G's or manufacturer's instructions and good engineering practice or if the defect arises from accident or neglect. Other than identified above and subject to R&G not limiting its liability for causing death and personal injury, it shall not be liable for indirect or consequential loss and otherwise its liability shall be limited to the amounts paid by the Buyer for the Products or the fitting or service concerned. These terms do not affect the Buyer's statutory rights.

R&G RACING RETURNS POLICY (NON-FAULTY GOODS)

Returns must be pre-authorized (if not pre-authorized the return will be rejected). Goods may only be returned direct to us if they were purchased direct from us (customer must prove if necessary). Otherwise to be returned to original vendor. Goods must be in re-sellable condition, in the opinion of R&G Racing. All returns are subject to a 25% restocking and handling fee (25% of the gross value exc. P&P – at the prevailing price at time of purchase). The customer must pay any and all carriage charges. No returns of discontinued products, unless within 14 days of purchase. This policy does not affect your statutory rights and does not refer to faulty goods.


R&G

Unit 1, Shelley's Lane, East Worldham, Alton, Hampshire, GU34 3AQ

Tel: +44 (0)1420 89007 Fax: +44 (0)1420 87301 www.rg-racing.com Email: info@rg-racing.com



NOTICE DE MONTAGE POUR FP0272 PROTECTIONS FOURCHE



CE KIT CONTIENT LES ARTICLES ILLUSTRÉS ET ÉTIQUETES SUR LA PAGE.

CERTAINES PARTIES PEUVENT ÊTRE PRÉSENTES UNIQUEMENT POUR LA CLARTÉ DES INSTRUCTIONS.

NE PAS PROCÉDER AU MONTAGE TANT QUE VOUS N'ÊTES PAS SÛR QUE TOUTES LES PIÈCES SOIENT PRÉSENTES.

VEUILLEZ LIRE TOUTES LES INSTRUCTIONS AVANT DE CONTINUER.

EN CAS DE DOUTE LORS DU MONTAGE DE NOS PRODUITS, CONSULTEZ UN DE NOS REVENDEURS OU FAITES APPEL À UN TECHNICIEN QUALIFIÉ.

VEUILLEZ NOTER QUE LA FAÇON DONT LE KIT EST EMBALLÉ NE REPRÉSENTE PAS NECESSAIREMENT LA MANIÈRE DE LE MONTER SUR LA MOTO.

SI DES RONDELLES EN CAOUTCHOUC SONT UTILISÉES POUR MAINTENIR LES COMPOSANTS SUR LES BOULONS, ELLES PEUVENT ÊTRE JETÉES.

NOTICE DISPONIBLE AU TÉLÉCHARGEMENT SUR :
WWW.RG-RACING.COM

R&G

Unit 1, Shelley's Lane, East Worldham, Alton, Hampshire, GU34 3AQ
Tel: +44 (0)1420 89007 Fax: +44 (0)1420 87301 www.rg-racing.com Email: info@rg-racing.com

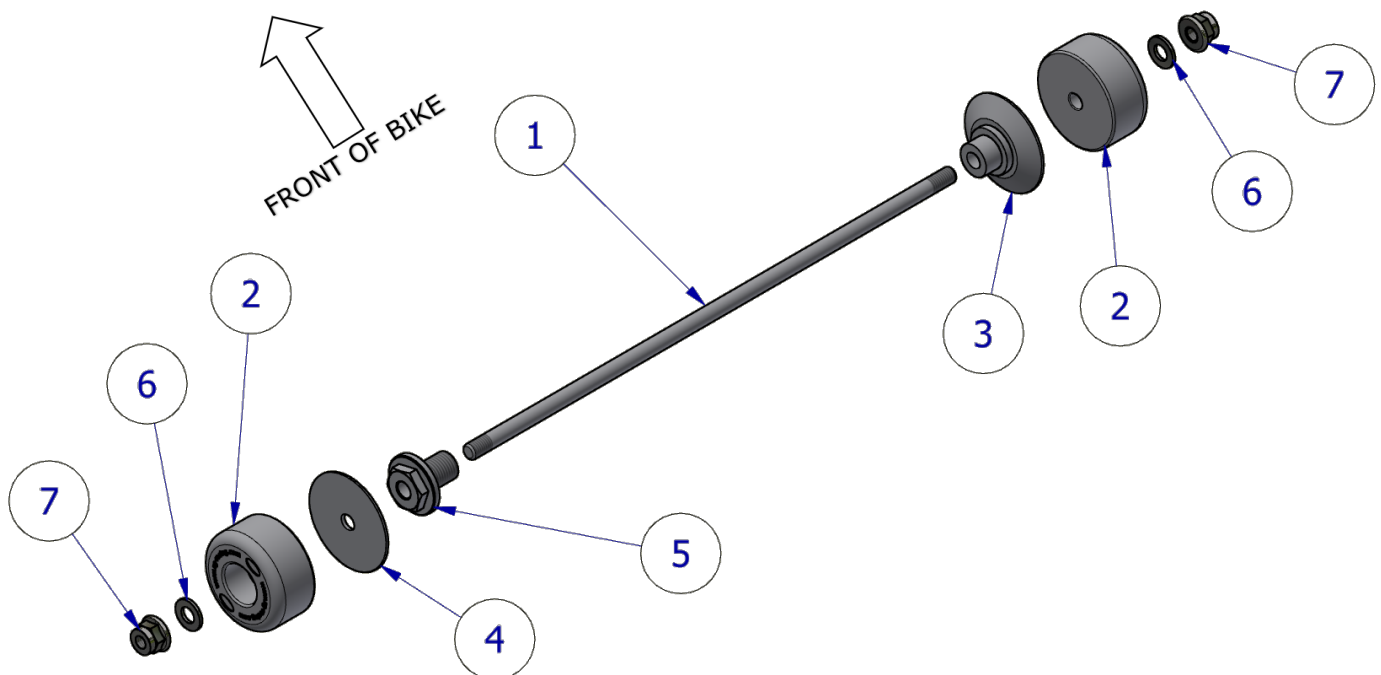


<u>OUTILS REQUIS</u>	<u>VALEURS DE SERRAGE</u>
<ul style="list-style-type: none"> Clé à cliquet + douilles 2 x 13mm, 20mm & 22mm 	M4 BOULON = 8Nm
	M5 BOULON = 12Nm
	M6 BOULON = 15Nm
	M8 BOULON = 20Nm
	M10 BOULON = 40Nm
	M12 BOULON = 40Nm

LÉGENDE

ARTICLE No.	DESCRIPTION
1	AXE (S163)
2	PROTECTION CRASH - DES 2 CÔTÉS (B0442)
3	M8 ENTRETOISE - DROITE (S1044)
4	M8 ENTRETOISE - GAUCHE (S1440)
5	M14 ÉCROU (H0094)
6	M8 RONDELLE
7	M8 ÉCROU

SCHÉMA D'ENSEMBLE



R&G

Unit 1, Shelley's Lane, East Worldham, Alton, Hampshire, GU34 3AQ
 Tel: +44 (0)1420 89007 Fax: +44 (0)1420 87301 www.rg-racing.com Email: info@rg-racing.com



NOTICE DE MONTAGE

- Retirez l'écrou d'origine du côté gauche de l'axe de roue avant à l'aide d'une douille de 22mm et remplacez-le par l'écrou d'axe M14 (article 5) et serrez avec une douille de 20mm.
- Faites passer l'axe (article 1) à travers l'entretoise côté droit (article 3) et la protection crash (article 2) comme indiqué sur l'image ci-dessus.
- Montez un écrou (article 7) et une rondelle (article 6) du côté droit de l'axe, engagez l'écrou de manière à ce que l'insert en plastique de l'écrou soit complètement engagé. Il est recommandé d'utiliser une petite quantité de Loctite ou de superglue pour fixer cet écrou car cela facilitera le serrage ultérieur du côté opposé.
- Placez l'assemblage de l'axe à travers le moyeu d'axe de roue avant du côté gauche.
- Placez l'entretoise restante (article 4) et la protection crash (article 2) sur l'extrémité exposée de l'axe du côté gauche de la moto.
- Montez la rondelle et l'écrou du kit sur le filetage et serrez jusqu'à ce que les deux écrous soient engagés dans le nylon et que des quantités égales dépassent de chaque côté (veuillez-vous assurer que le logo soit situé en haut et en bas de la protection crash). Ne serrez pas trop - les écrous nyloc fixent l'ensemble.

Voir plus de produits R&G pour votre moto via ce lien :

[R&G Racing | All Products for Honda - NT1100 \(rg-racing.com\)](http://www.rg-racing.com)

ISSUE 1 29/11/2022 (MH)

CONSUMER NOTICE

The catalogue description and any exhibition of samples are only broad indications of the Products and R&G may make design changes which do not diminish their performance or visual appeal and supplying them in such state shall conform to the order. The Buyer acknowledges no representation or warranty (other than as to title) has been given or will apply to the Products other than those in R&G's order or confirmation and the Buyer confirms it has chosen the Products as being of merchantable quality and suitable for its particular purposes. Where R&G fits the Products or undertakes other services it shall exercise reasonable skill and care and rectify any fault free of charge unless the workmanship has been disturbed. The Buyer is responsible for ensuring that the warranty on the motorcycle is not affected by the fitting of the Products. On return of any defective Products R&G shall at its option either supply a replacement or refund the purchase money but shall not be liable if the Products have been modified or used or maintained otherwise than in accordance with R&G's or manufacturer's instructions and good engineering practice or if the defect arises from accident or neglect. Other than identified above and subject to R&G not limiting its liability for causing death and personal injury, it shall not be liable for indirect or consequential loss and otherwise its liability shall be limited to the amounts paid by the Buyer for the Products or the fitting or service concerned. These terms do not affect the Buyer's statutory rights.

R&G RACING RETURNS POLICY (NON-FAULTY GOODS)

Returns must be pre-authorized (if not pre-authorized the return will be rejected). Goods may only be returned direct to us if they were purchased direct from us (customer must prove if necessary). Otherwise to be returned to original vendor. Goods must be in re-sellable condition, in the opinion of R&G Racing. All returns are subject to a 25% restocking and handling fee (25% of the gross value exc. P&P – at the prevailing price at time of purchase). The customer must pay any and all carriage charges. No returns of discontinued products, unless within 14 days of purchase. This policy does not affect your statutory rights and does not refer to faulty goods.

R&G

Unit 1, Shelley's Lane, East Worldham, Alton, Hampshire, GU34 3AQ

Tel: +44 (0)1420 89007 Fax: +44 (0)1420 87301 www.rg-racing.com Email: info@rg-racing.com