



FITTING INSTRUCTIONS FOR EH0087BK EXHAUST HANGER
HONDA CB300R 2018 -



THIS KIT CONTAINS THE ITEMS PICTURED AND LABELLED BELOW.
DO NOT PROCEED UNTIL YOU ARE SURE ALL PARTS ARE PRESENT.

Please note that the way the kit is packed does not necessarily represent the way of mounting to the bike.

THE PARTS SHOWN MAY BE REPRESENTATIVE ONLY (FOR CLARITY OF INSTRUCTIONS ONLY).

Digital copies of these instructions are available to download from www.rg-racing.com




TOOLS REQUIRED

- Set of metric allen keys.
- Set of metric spanners, to include 12mm and 13mm

MAXIMUM TORQUE SETTINGS


- M4 BOLT = 8Nm
- M5 BOLT = 12Nm
- M6 BOLT = 15Nm
- M8 BOLT = 20Nm
- M10 BOLT = 40Nm



Picture 1



Picture 2



Picture 3



Picture 4

**FITTING INSTRUCTIONS**

- Loosen the two bolts securing the pillion foot rest, shown in picture 1. Do not remove completely.
- Remove the bolt securing the exhaust to the foot rest (shown in picture 2), supporting the exhaust silencer appropriately throughout.
- Remove the pillion footrest.
- Offer up the exhaust hanger to the bike, and secure in place using two M8 x 20mm bolts and washers provided (shown in Picture 3).
- Secure the exhaust to the hanger using the remaining M8 x 20mm bolt and washer and re-use the OEM M8 nut (shown in Picture 4).

Please note that it is your responsibility to ensure that no part of the exhaust hanger or exhaust assembly fouls or comes into contact with other parts of the machine. Do not ride the motorcycle until this aspect has been verified and you have compressed the rear suspension (if appropriate to the design of the motorcycle) to test this thoroughly.

ISSUE 1 - 01/10/2018 (LF)

CONSUMER NOTICE

The catalogue description and any exhibition of samples are only broad indications of the Products and R&G may make design changes which do not diminish their performance or visual appeal and supplying them in such state shall conform to the order. The Buyer acknowledges no representation or warranty (other than as to title) has been given or will apply to the Products other than those in R&G's order or confirmation and the Buyer confirms it has chosen the Products as being of merchantable quality and suitable for its particular purposes. Where R&G fits the Products or undertakes other services it shall exercise reasonable skill and care and rectify any fault free of charge unless the workmanship has been disturbed. The Buyer is responsible for ensuring that the warranty on the motorcycle is not affected by the fitting of the Products. On return of any defective Products R&G shall at its option either supply a replacement or refund the purchase money but shall not be liable if the Products have been modified or used or maintained otherwise than in accordance with R&G's or manufacturer's instructions and good engineering practice or if the defect arises from accident or neglect. Other than identified above and subject to R&G not limiting its liability for causing death and personal injury, it shall not be liable for indirect or consequential loss and otherwise its liability shall be limited to the amounts paid by the Buyer for the Products or the fitting or service concerned. These terms do not affect the Buyer's statutory rights.

R&G RETURNS POLICY (NON-FAULTY GOODS)

Returns must be pre-authorised (if not pre-authorised the return will be rejected). Goods may only be returned direct to us if they were purchased direct from us (customer must prove if necessary). Otherwise to be returned to original vendor. Goods must be in re-sellable condition, in the opinion of R&G. All returns are subject to a 25% restocking and handling fee (25% of the gross value exc. P&P – at the prevailing price at time of purchase). The customer must pay any and all carriage charges. No returns of discontinued products, unless within 14 days of purchase. This policy does not affect your statutory rights and does not refer to faulty goods.



NOTICE DE MONTAGE POUR EH0087BK SUPPORT POT D'ÉCHAPPEMENT
HONDA CB300R 2018 -



Le kit contient les articles exposés ci-dessous, vérifier que toutes les pièces soient présentes avant de procéder au montage.

La façon dont le kit est emballé ne correspond pas forcément à la façon de monter les pièces sur la moto.

LES PARTIES PRESENTÉES PEUVENT ÊTRE UNIQUEMENT REPRESENTATIVES (POUR LA CLARTE DES INSTRUCTIONS UNIQUEMENT).

Notice disponible au téléchargement sur www.rg-racing.com

OUTILS REQUIS

- Clés Allen.

Racing Technique Ltd T/A R&G
Unit 1, Shelley's Lane, East Worldham, Alton, Hampshire, GU34 3AQ
Tel: +44 (0)1420 89007 Fax: +44 (0)1420 87301 www.rg-racing.com Email: info@rg-racing.com



- Clé à cliquet + douilles 12 & 13mm

Valeurs de serrage recommandées :

M4 BOULON = 8Nm
 M5 BOULON = 12Nm
 M6 BOULON = 15Nm
 M8 BOULON = 20Nm
 M10 BOULON = 40Nm



Photo 1



Photo 2



Photo 3



Photo 4

**NOTICE DE MONTAGE**

- Desserrer les 2 boulons qui fixent le repose pied passage, voir photo 1. Ne pas enlever complètement.
- Enlever le boulon qui fixe l'échappement au repose pied (voir photo 2), en supportant le silencieux d'échappement.
- Enlever le repose pied passager.
- Monter le support d'échappement sur la moto, puis fixez le en place en utilisant les 2 boulons M8 x 20mm et rondelles fournis (voir Photo 3).
- Fixer l'échappement sur le support en utilisant le boulon M8 x 20mm restant et la rondelle puis réutiliser l'écrou M8 d'origine (Photo 4).

Il est de votre responsabilité de veiller à ce qu'aucune partie du support de pot d'échappement ne puisse entrer en contact avec d'autres parties de la moto. Ne pas utiliser la moto tant que ce point n'a pas été vérifié, en ayant compressé l'amortisseur arrière (si le design de la moto le permet).

ISSUE 1 - 01/10/2018 (LF)

CONSUMER NOTICE

The catalogue description and any exhibition of samples are only broad indications of the Products and R&G may make design changes which do not diminish their performance or visual appeal and supplying them in such state shall conform to the order. The Buyer acknowledges no representation or warranty (other than as to title) has been given or will apply to the Products other than those in R&G's order or confirmation and the Buyer confirms it has chosen the Products as being of merchantable quality and suitable for its particular purposes. Where R&G fits the Products or undertakes other services it shall exercise reasonable skill and care and rectify any fault free of charge unless the workmanship has been disturbed. The Buyer is responsible for ensuring that the warranty on the motorcycle is not affected by the fitting of the Products. On return of any defective Products R&G shall at its option either supply a replacement or refund the purchase money but shall not be liable if the Products have been modified or used or maintained otherwise than in accordance with R&G's or manufacturer's instructions and good engineering practice or if the defect arises from accident or neglect. Other than identified above and subject to R&G not limiting its liability for causing death and personal injury, it shall not be liable for indirect or consequential loss and otherwise its liability shall be limited to the amounts paid by the Buyer for the Products or the fitting or service concerned. These terms do not affect the Buyer's statutory rights.

R&G RETURNS POLICY (NON-FAULTY GOODS)

Returns must be pre-authorised (if not pre-authorised the return will be rejected). Goods may only be returned direct to us if they were purchased direct from us (customer must prove if necessary). Otherwise to be returned to original vendor. Goods must be in re-sellable condition, in the opinion of R&G. All returns are subject to a 25% restocking and handling fee (25% of the gross value exc. P&P – at the prevailing price at time of purchase). The customer must pay any and all carriage charges. No returns of discontinued products, unless within 14 days of purchase. This policy does not affect your statutory rights and does not refer to faulty goods.



MONTAGEANLEITUNG FÜR EH0087BK AUSPUFFHALTERUNG
HONDA CB300R 2018 -



ALLE KIT-TEILE SIND UNTEN ABGEBILDET UND GEKENNZEICHNET. BEVOR SIE MIT DER MONTAGE BEGINNEN, ÜBERPRÜFEN SIE, DASS ALLE TEILE VORHANDEN SIND.

Hinweis: Die Verpackung der Teile stellt nicht die Reihenfolge der Montage dar.

DIE UNTEN ABGEBILDETEN TEILE DIENEN LEDIGLICH ZUR ERKLÄRUNG

Eine digitale Version dieser Montageanleitung kann auf folgender Seite heruntergeladen werden: www.rg-racing.com



SIE BENÖTIGEN FOLGENDES WERKZEUG

- Satz Inbusschlüssel
- Satz Schraubenschlüssel mit 12 & 13mm Schraubenschlüsseln

MAX. ANZUGSDREHMOMENT

- M4 SCHRAUBE = 8Nm
- M5 SCHRAUBE = 12Nm
- M6 SCHRAUBE = 15Nm
- M8 SCHRAUBE = 20Nm
- M10 SCHRAUBE = 40Nm




Abbildung 1



Abbildung 2



Abbildung 3



Abbildung 4



MONTAGEANLEITUNG

- Lösen Sie die zwei Schrauben, die die Beifahrer-Fußraste befestigen – siehe Abbildung 1. Nicht vollständig entfernen.
- Entfernen Sie die Schraube, die den Auspuff an der Fußraste befestigt (siehe Abbildung 2) – den Schalldämpfer während des Vorgangs stützen.
- Entfernen Sie die Beifahrer-Fußraste.
- Die Auspuffhalterung mit den zwei M8 x 20mm Schrauben und Unterlegscheiben vom Kit (siehe Abbildung 3) am Motorrad befestigen.
- Sichern Sie den Auspuff an der Halterung mit der übrigen M8 x 20mm Schraube und Unterlegscheibe, und benutzen Sie die original M8 Mutter (siehe Abbildung 4).

Wichtiger Hinweis: Es obliegt Ihrer Verantwortung sicherzustellen, dass keine Teile der Auspuffhalterung oder Auspuffanlage mit anderen Teilen des Motorrads in Berührung kommen und/oder sie beschädigen. Fahren Sie nicht mit dem Motorrad bis dies sorgfältig überprüft wurde und Sie den hinteren Federweg genau kontrolliert haben (falls zutreffend, Modellabhängig).

AUSGABE 1 - 01/10/2018 (LF)

CONSUMER NOTICE

The catalogue description and any exhibition of samples are only broad indications of the Products and R&G may make design changes which do not diminish their performance or visual appeal and supplying them in such state shall conform to the order. The Buyer acknowledges no representation or warranty (other than as to title) has been given or will apply to the Products other than those in R&G's order or confirmation and the Buyer confirms it has chosen the Products as being of merchantable quality and suitable for its particular purposes. Where R&G fits the Products or undertakes other services it shall exercise reasonable skill and care and rectify any fault free of charge unless the workmanship has been disturbed. The Buyer is responsible for ensuring that the warranty on the motorcycle is not affected by the fitting of the Products. On return of any defective Products R&G shall at its option either supply a replacement or refund the purchase money but shall not be liable if the Products have been modified or used or maintained otherwise than in accordance with R&G's or manufacturer's instructions and good engineering practice or if the defect arises from accident or neglect. Other than identified above and subject to R&G not limiting its liability for causing death and personal injury, it shall not be liable for indirect or consequential loss and otherwise its liability shall be limited to the amounts paid by the Buyer for the Products or the fitting or service concerned. These terms do not affect the Buyer's statutory rights.

R&G RETURNS POLICY (NON-FAULTY GOODS)

Returns must be pre-authorised (if not pre-authorised the return will be rejected). Goods may only be returned direct to us if they were purchased direct from us (customer must prove if necessary). Otherwise to be returned to original vendor. Goods must be in re-sellable condition, in the opinion of R&G. All returns are subject to a 25% restocking and handling fee (25% of the gross value exc. P&P – at the prevailing price at time of purchase). The customer must pay any and all carriage charges. No returns of discontinued products, unless within 14 days of purchase. This policy does not affect your statutory rights and does not refer to faulty goods.



**FITTING INSTRUCTIONS FOR BLP0085 REAR FOOTREST BLANKING
PLATE**
HONDA CB125R – CB300R 2018 –



Please note that the way the kit is packed does not necessarily represent the way of mounting to the bike

THE PARTS SHOWN MAY BE REPRESENTATIVE ONLY (FOR CLARITY OF INSTRUCTIONS ONLY)

Please note that in cases where kits are packed with rubber washers holding the components onto the bolt – *the rubber washers should be thrown away!*

TOOLS REQUIRED

- Comprehensive Allen key set.

FITTING INSTRUCTIONS

- Remove the rear footrest on the left side of the bike.
- Fit the two button head bolts through the holes in the blanking plates.
- Offer the two blanking plates up to bike and engage both bolts as shown in the picture above.
- Tighten both bolts to secure the blanking plates in position.

ISSUE 1 17/09/2018 (LF)



CONSUMER NOTICE

The catalogue description and any exhibition of samples are only broad indications of the Products and R&G may make design changes which do not diminish their performance or visual appeal and supplying them in such state shall conform to the order. The Buyer acknowledges no representation or warranty (other than as to title) has been given or will apply to the Products other than those in R&G's order or confirmation and the Buyer confirms it has chosen the Products as being of merchantable quality and suitable for its particular purposes. Where R&G fits the Products or undertakes other services it shall exercise reasonable skill and care and rectify any fault free of charge unless the workmanship has been disturbed. The Buyer is responsible for ensuring that the warranty on the motorcycle is not affected by the fitting of the Products. On return of any defective Products R&G shall at its option either supply a replacement or refund the purchase money but shall not be liable if the Products have been modified or used or maintained otherwise than in accordance with R&G's or manufacturer's instructions and good engineering practice or if the defect arises from accident or neglect. Other than identified above and subject to R&G not limiting its liability for causing death and personal injury, it shall not be liable for indirect or consequential loss and otherwise its liability shall be limited to the amounts paid by the Buyer for the Products or the fitting or service concerned. These terms do not affect the Buyer's statutory rights.

R&G RETURNS POLICY (NON-FAULTY GOODS)

Returns must be pre-authorized (if not pre-authorized the return will be rejected). Goods may only be returned direct to us if they were purchased direct from us (customer must prove if necessary). Otherwise to be returned to original vendor. Goods must be in re-sellable condition, in the opinion of R&G. All returns are subject to a 25% restocking and handling fee (25% of the gross value exc. P&P – at the prevailing price at time of purchase). The customer must pay any and all carriage charges. No returns of discontinued products, unless within 14 days of purchase. This policy does not affect your statutory rights and does not refer to faulty goods.



NOTICE DE MONTAGE POUR BLP0085
PLAQUE D'OBTURATION DU REPOSE PIED ARRIERE
HONDA CB125R – CB300R 2018 –



La façon dont le kit est emballé ne correspond pas forcément à la façon de monter les pièces sur la moto.

LES PARTIES PRESENTEES PEUVENT ETRE UNIQUEMENT REPRESENTATIVES (POUR LA CLARTE DES INSTRUCTIONS UNIQUEMENT).

Notez que si les kits sont emballés avec des rondelles en caoutchouc servant à tenir les composants, *ces rondelles doivent être jetées* !

OUTILS REQUIS

- Clés Allen.

NOTICE DE MONTAGE

- Enlever le repose pied arrière du côté gauche de la moto.
- Insérer les 2 boulons dans les trous des plaques d'obturation.
- Monter l'ensemble sur la moto puis engager les 2 boulons comme sur la photo du haut.
- Serrer les 2 boulons pour fixer les plaques d'obturation en position.

ISSUE 1 17/09/2018 (LF)



CONSUMER NOTICE

The catalogue description and any exhibition of samples are only broad indications of the Products and R&G may make design changes which do not diminish their performance or visual appeal and supplying them in such state shall conform to the order. The Buyer acknowledges no representation or warranty (other than as to title) has been given or will apply to the Products other than those in R&G's order or confirmation and the Buyer confirms it has chosen the Products as being of merchantable quality and suitable for its particular purposes. Where R&G fits the Products or undertakes other services it shall exercise reasonable skill and care and rectify any fault free of charge unless the workmanship has been disturbed. The Buyer is responsible for ensuring that the warranty on the motorcycle is not affected by the fitting of the Products. On return of any defective Products R&G shall at its option either supply a replacement or refund the purchase money but shall not be liable if the Products have been modified or used or maintained otherwise than in accordance with R&G's or manufacturer's instructions and good engineering practice or if the defect arises from accident or neglect. Other than identified above and subject to R&G not limiting its liability for causing death and personal injury, it shall not be liable for indirect or consequential loss and otherwise its liability shall be limited to the amounts paid by the Buyer for the Products or the fitting or service concerned. These terms do not affect the Buyer's statutory rights.

R&G RETURNS POLICY (NON-FAULTY GOODS)

Returns must be pre-authorized (if not pre-authorized the return will be rejected). Goods may only be returned direct to us if they were purchased direct from us (customer must prove if necessary). Otherwise to be returned to original vendor. Goods must be in re-sellable condition, in the opinion of R&G. All returns are subject to a 25% restocking and handling fee (25% of the gross value exc. P&P – at the prevailing price at time of purchase). The customer must pay any and all carriage charges. No returns of discontinued products, unless within 14 days of purchase. This policy does not affect your statutory rights and does not refer to faulty goods.



MONTAGEANLEITUNG FÜR BLP0085
ABDECKPLATTE FÜR DIE HINTERE FUSSRASTE
HONDA CB125R – CB300R 2018 –



Hinweis: Die Verpackung der Teile stellt nicht die Reihenfolge der Montage dar.

DIE ABGEBILDETEN TEILE DIENEN LEDIGLICH ZUR ERKLÄRUNG.

Hinweis für Kits mit Plastikunterlegscheiben an den Schrauben – *Diese Plastikunterlegscheiben werden nicht für den Einbau benötigt!*

SIE BENÖTIGEN FOLGENDES WERKZEUG

- Satz Inbusschlüssel

MONTAGEANLEITUNG

- Entfernen Sie die Soziusfußraste an der linken Seite des Motorrades.
- Montieren Sie die zwei Schrauben an den Öffnungen an den Abdeckplatten.
- Die zwei R&G Abdeckplatten in Position bringen, und beide Schrauben wie oben abgebildet anbringen.
- Ziehen Sie beide Schrauben fest, um die Abdeckplatten in Position zu befestigen.

AUSGABE 1 17/09/2018 (LF)



CONSUMER NOTICE

The catalogue description and any exhibition of samples are only broad indications of the Products and R&G may make design changes which do not diminish their performance or visual appeal and supplying them in such state shall conform to the order. The Buyer acknowledges no representation or warranty (other than as to title) has been given or will apply to the Products other than those in R&G's order or confirmation and the Buyer confirms it has chosen the Products as being of merchantable quality and suitable for its particular purposes. Where R&G fits the Products or undertakes other services it shall exercise reasonable skill and care and rectify any fault free of charge unless the workmanship has been disturbed. The Buyer is responsible for ensuring that the warranty on the motorcycle is not affected by the fitting of the Products. On return of any defective Products R&G shall at its option either supply a replacement or refund the purchase money but shall not be liable if the Products have been modified or used or maintained otherwise than in accordance with R&G's or manufacturer's instructions and good engineering practice or if the defect arises from accident or neglect. Other than identified above and subject to R&G not limiting its liability for causing death and personal injury, it shall not be liable for indirect or consequential loss and otherwise its liability shall be limited to the amounts paid by the Buyer for the Products or the fitting or service concerned. These terms do not affect the Buyer's statutory rights.

R&G RETURNS POLICY (NON-FAULTY GOODS)

Returns must be pre-authorised (if not pre-authorised the return will be rejected). Goods may only be returned direct to us if they were purchased direct from us (customer must prove if necessary). Otherwise to be returned to original vendor. Goods must be in re-sellable condition, in the opinion of R&G. All returns are subject to a 25% restocking and handling fee (25% of the gross value exc. P&P – at the prevailing price at time of purchase). The customer must pay any and all carriage charges. No returns of discontinued products, unless within 14 days of purchase. This policy does not affect your statutory rights and does not refer to faulty goods.