



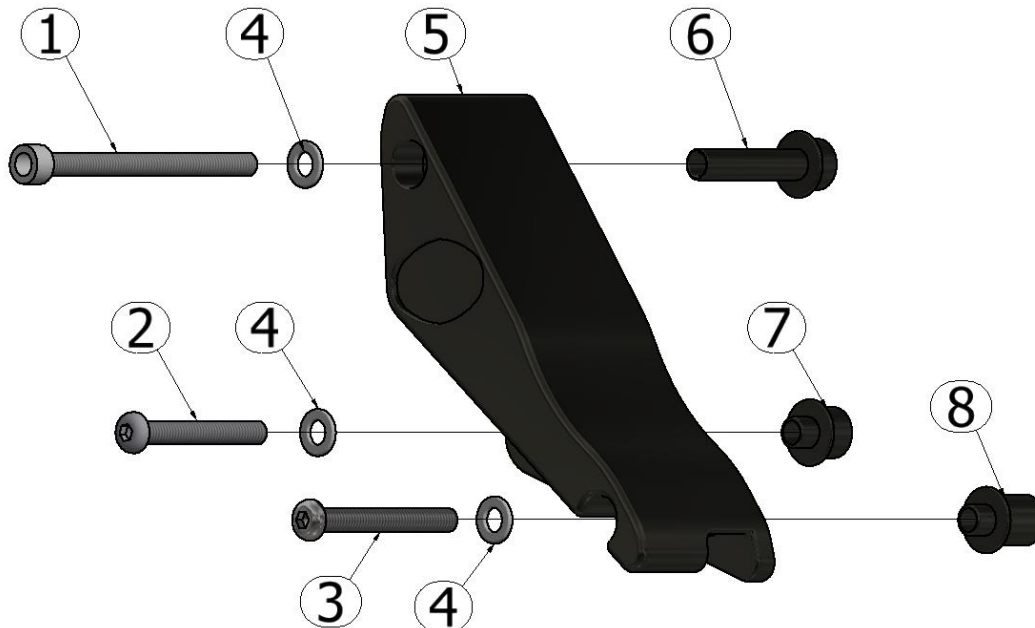
FITTING INSTRUCTIONS FOR ECS0119BK ENGINE CASE SLIDERS
KTM DUKE 125 '17- (LEFT HAND SIDE ONLY)



THIS KIT CONTAINS THE ITEMS PICTURED AND LABELLED BELOW.
DO NOT PROCEED UNTIL YOU ARE SURE ALL PARTS ARE PRESENT.

Please note that the way the kit is packed does not necessarily represent the way of mounting to the bike.

THE PARTS SHOWN MAY BE REPRESENTATIVE ONLY (FOR CLARITY OF INSTRUCTIONS ONLY).



R&G Racing

Unit 1, Shelley's Lane, East Worldham, Alton, Hampshire, GU34 3AQ
Tel: +44 (0)1420 89007 Fax: +44 (0)1420 87301 www.rg-racing.com Email: info@rg-racing.com




LEGEND

- ITEM 1 = M6 x 75mm LONG CAP HEAD BOLTS (x1).
- ITEM 2 = M6 x 45mm LONG BUTTON HEAD BOLTS (x1).
- ITEM 3 = M6 x 50mm LONG BUTTON HEAD BOLTS (x1).
- ITEM 4 = M6 WASHERS (3x).
- ITEM 5 = ENGINE CASE SLIDER (ECS0119) (x1).
- ITEM 6 = COMP SLEEVE (*PRE-FITTED*) (CS511) (x1).
- ITEM 7 = COMP SLEEVE (*PRE-FITTED*) (CS512) (x1).
- ITEM 8 = COMP SLEEVE (*PRE-FITTED*) (CS513) (x1).

TOOLS REQUIRED

- Socket set to include 4, 5mm A/F socket & wrench.
 - 8mm spanner or socket & wrench.



Picture 1



Picture 2



Picture 3



FITTING INSTRUCTIONS

Left side (as you sit on bike)

- Remove the four bolts that secure the belly pan in place (as arrowed in picture 1) and remove the belly pan.
- Remove the three M6 bolts as positioned where the slider fits, as shown in picture 2.
- Locate the slider (Item 5) in position.
- Insert the new cap head (Item 1) with one washer (Item 4) through the top mounting point as shown in the exploded diagram.
- Insert the shorter button head bolt (Item 2) with one washer (item 4) through the mid mounting point as shown in the exploded diagram.
- Insert the shorter button head bolt (Item 3) with one washer (item 4) through the bottom mounting point as shown in the exploded diagram.
- Tighten evenly to manufactures specified torque.
- Place the bubble sticker in the allocated profile in the slider (as shown in picture 3).
- Re-fit the belly pan as original.

Issue 1 28/07/2017 (HH)

Digital copies of these instructions are available to download from www.rg-racing.com

CONSUMER NOTICE

The catalogue description and any exhibition of samples are only broad indications of the Products and R&G may make design changes which do not diminish their performance or visual appeal and supplying them in such state shall conform to the order. The Buyer acknowledges no representation or warranty (other than as to title) has been given or will apply to the Products other than those in R&G's order or confirmation and the Buyer confirms it has chosen the Products as being of merchantable quality and suitable for its particular purposes. Where R&G fits the Products or undertakes other services it shall exercise reasonable skill and care and rectify any fault free of charge unless the workmanship has been disturbed. The Buyer is responsible for ensuring that the warranty on the motorcycle is not affected by the fitting of the Products. On return of any defective Products R&G shall at its option either supply a replacement or refund the purchase money but shall not be liable if the Products have been modified or used or maintained otherwise than in accordance with R&G's or manufacturer's instructions and good engineering practice or if the defect arises from accident or neglect. Other than identified above and subject to R&G not limiting its liability for causing death and personal injury, it shall not be liable for indirect or consequential loss and otherwise its liability shall be limited to the amounts paid by the Buyer for the Products or the fitting or service concerned. These terms do not affect the Buyer's statutory rights.

R&G RACING RETURNS POLICY (NON-FAULTY GOODS)

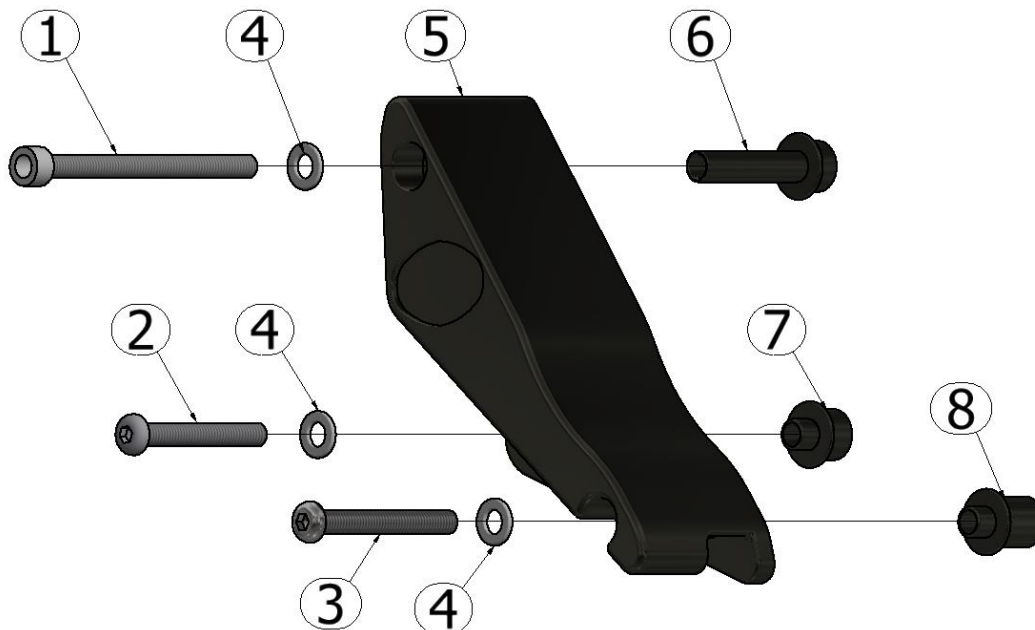
Returns must be pre-authorized (if not pre-authorized the return will be rejected). Goods may only be returned direct to us if they were purchased direct from us (customer must prove if necessary). Otherwise to be returned to original vendor. Goods must be in re-sellable condition, in the opinion of R&G Racing. All returns are subject to a 25% restocking and handling fee (25% of the gross value exc. P&P – at the prevailing price at time of purchase). The customer must pay any and all carriage charges. No returns of discontinued products, unless within 14 days of purchase. This policy does not affect your statutory rights and does not refer to faulty goods.



**NOTICE DE MONTAGE POUR ECS0119BK SLIDERS DE CARTER MOTEUR
KTM DUKE 125 '17- (CÔTÉ GAUCHE UNIQUEMENT)**



Le kit contient les articles exposés ci-dessous, vérifier que toutes les pièces soient présentes avant de procéder au montage.
La façon dont le kit est emballé ne correspond pas forcément à la façon de monter les pièces sur la moto.
LES PARTIES PRESENTÉES PEUVENT ÊTRE UNIQUEMENT REPRESENTATIVES (POUR LA CLARTE DES INSTRUCTIONS UNIQUEMENT).





LÉGENDE

- ARTICLE 1 = M6 x 75mm BOULONS (x1).
- ARTICLE 2 = M6 x 45mm BOULONS (x1).
- ARTICLE 3 = M6 x 50mm BOULONS (x1).
- ARTICLE 4 = M6 RONDELLES (3x).
- ARTICLE 5 = SLIDER CARTER MOTEUR (ECS0119) (x1).
- ARTICLE 6 = MANCHON (PRÉ-MONTÉ) (CS511) (x1).
- ARTICLE 7 = MANCHON (PRÉ-MONTÉ) (CS512) (x1).
- ARTICLE 8 = MANCHON (PRÉ-MONTÉ) (CS513) (x1).

OUTILS REQUIS

- Clé à cliquet + douille 4, 5mm
 - Clé à molette 8mm




Photo 1



Photo 2



Photo 3



NOTICE DE MONTAGE :

Côté gauche (lorsqu'on est assis sur la moto)

- Enlever les 4 boulons qui fixent le ventre en place (voir photo 1) puis enlevez le ventre de carénage.
- Enlever les 3 boulons M6 à l'endroit où le slider se positionne, voir photo 2.
- Placer le slider (Article 5) en position.
- Insérer le nouveau boulon (Article 1) avec une rondelle (Article 4) dans le point de fixation supérieur, voir le schéma.
- Insérer le boulon plus courts (Article 2) avec une rondelle (article 4) dans le point de fixation intermédiaire visible sur le schéma.
- Insérer le boulon le plus court (Article 3) avec une rondelle (article 4) dans le point de fixation du bas, voir le schéma.
- Serrer selon les valeurs de serrage recommandées.
- Placer le sticker en caoutchouc dans le profil correspondant du slider (voir photo 3).
- Remonter le ventre de carénage comme à l'origine.

Issue 1 28/07/2017 (HH)

Notice disponible au téléchargement sur www.rg-racing.com

CONSUMER NOTICE

The catalogue description and any exhibition of samples are only broad indications of the Products and R&G may make design changes which do not diminish their performance or visual appeal and supplying them in such state shall conform to the order. The Buyer acknowledges no representation or warranty (other than as to title) has been given or will apply to the Products other than those in R&G's order or confirmation and the Buyer confirms it has chosen the Products as being of merchantable quality and suitable for its particular purposes. Where R&G fits the Products or undertakes other services it shall exercise reasonable skill and care and rectify any fault free of charge unless the workmanship has been disturbed. The Buyer is responsible for ensuring that the warranty on the motorcycle is not affected by the fitting of the Products. On return of any defective Products R&G shall at its option either supply a replacement or refund the purchase money but shall not be liable if the Products have been modified or used or maintained otherwise than in accordance with R&G's or manufacturer's instructions and good engineering practice or if the defect arises from accident or neglect. Other than identified above and subject to R&G not limiting its liability for causing death and personal injury, it shall not be liable for indirect or consequential loss and otherwise its liability shall be limited to the amounts paid by the Buyer for the Products or the fitting or service concerned. These terms do not affect the Buyer's statutory rights.

R&G RACING RETURNS POLICY (NON-FAULTY GOODS)

Returns must be pre-authorised (if not pre-authorised the return will be rejected). Goods may only be returned direct to us if they were purchased direct from us (customer must prove if necessary). Otherwise to be returned to original vendor. Goods must be in re-sellable condition, in the opinion of R&G Racing. All returns are subject to a 25% restocking and handling fee (25% of the gross value exc. P&P – at the prevailing price at time of purchase). The customer must pay any and all carriage charges. No returns of discontinued products, unless within 14 days of purchase. This policy does not affect your statutory rights and does not refer to faulty goods.

R&G Racing

Unit 1, Shelley's Lane, East Worldham, Alton, Hampshire, GU34 3AQ

Tel: +44 (0)1420 89007 Fax: +44 (0)1420 87301 www.rg-racing.com Email: info@rg-racing.com