



FITTING INSTRUCTIONS FOR ECC0404BK LHS ENGINE CASE COVER



THIS KIT CONTAINS THE ITEMS PICTURED AND LABELLED OVER PAGE.

SOME PARTS MAY BE SHOWN FOR CLARITY OF INSTRUCTIONS ONLY.

DO NOT PROCEED UNTIL YOU ARE SURE ALL PARTS ARE PRESENT.

PLEASE READ ALL INSTRUCTIONS BEFORE PROCEEDING.

IF IN ANY DOUBT WHEN FITTING OUR PRODUCTS, CONSULT ONE OF OUR DEALERS OR HAVE FITTED BY A QUALIFIED TECHNICIAN.

PLEASE NOTE THAT THE WAY THE KIT IS PACKED DOES NOT NECESSARILY REPRESENT THE WAY OF MOUNTING TO THE BIKE.

IN THE EVENT OF RUBBER WASHERS BEING USED TO HOLD COMPONENTS ONTO BOLTS, THESE RUBBER WASHERS CAN BE THROWN AWAY.

DIGITAL COPIES OF THESE INSTRUCTIONS ARE AVAILABLE FROM:

WWW.RG-RACING.COM



<u>TOOLS REQUIRED</u>	<u>GENERAL TORQUE SETTINGS</u>
<ul style="list-style-type: none"> • Set of Metric Allen keys. • Metric Socket set. • Suitable Torque Wrench. 	<p>M4 BOLT = 8Nm</p> <p>M5 BOLT = 12Nm</p> <p>M6 BOLT = 15Nm</p> <p>M8 BOLT = 20Nm</p> <p>M10 BOLT = 40Nm</p> <p>M12 BOLT = 40Nm</p>


LEGEND

ITEM NO.	DESCRIPTION	QTY
ITEM 1	R&G ENGINE CASE COVER WITH SPACERS FITTED (ECC0404)	1
ITEM 2	M6 x 40mm LONG CAP HEAD BOLTS	3






PICTURE A




PICTURE 1



PICTURE 2



PICTURE 3



PICTURE 4

FITTING INSTRUCTIONS

- Please make sure the engine is cold before proceeding with the fitting of the R&G cover.
- To fit the R&G Engine Case Cover, the fairing needs to be loosened. To do this, remove the two rivets shown and arrowed in **pictures 1** and **2**.
- Remove the two bolts that mount the lower fairing in place, shown and arrowed in **pictures 3** and **4**, then gently ease the lower fairing away from the engine.
- The engine case can now be clearly accessed.
- To fit the R&G engine case cover remove the three M6 engine case bolts in the positions arrowed in **picture A**. Hold the cover loosely over the case to help identify the correct ones. **DO NOT REMOVE ALL OF THE CASE BOLTS**.
- Offer up the R&G cover to the engine and carefully fit it over the casing. Ensure that the three R&G bolts are lined up with the holes in the engine casing, and then push on as far as it will go.

R&G

Unit 1, Shelley's Lane, East Worldham, Alton, Hampshire, GU34 3AQ

Tel: +44 (0)1420 89007 Fax: +44 (0)1420 87301 www.rg-racing.com Email: info@rg-racing.com



- Fit the bolts through the Engine Case Cover and into the engine case.
- With a 5mm Allen key tighten the bolts equally so that they pull the cover into place. DO NOT FULLY TIGHTEN.
- Finally use a torque wrench set at 10 N/m (7 Lb/ft) to fully tighten.
- Re-fit the fairings in a reverse procedure of how they were removed.
- It is suggested that you check the tightness of the mounting bolts on a regular basis i.e., when cleaning or once a month.
- NOTE for the cleaning of this product you should only use a soft polishing cloth and a mild general cleaning agent.
- AVOID HARMFUL CHEMICALS. IF IN DOUBT DO NOT USE AS THEY COULD ALTER THE STRENGTH OF THE COVER.
- R&G will accept no liability if the above procedure and torque settings are not followed.

ISSUE 1 - 12/03/2024 (MH)

CONSUMER NOTICE

The catalogue description and any exhibition of samples are only broad indications of the Products and R&G may make design changes which do not diminish their performance or visual appeal and supplying them in such state shall conform to the order. The Buyer acknowledges no representation or warranty (other than as to title) has been given or will apply to the Products other than those in R&G's order or confirmation and the Buyer confirms it has chosen the Products as being of merchantable quality and suitable for its particular purposes. Where R&G fits the Products or undertakes other services it shall exercise reasonable skill and care and rectify any fault free of charge unless the workmanship has been disturbed. The Buyer is responsible for ensuring that the warranty on the motorcycle is not affected by the fitting of the Products. On return of any defective Products R&G shall at its option either supply a replacement or refund the purchase money but shall not be liable if the Products have been modified or used or maintained otherwise than in accordance with R&G's or manufacturer's instructions and good engineering practice or if the defect arises from accident or neglect. Other than identified above and subject to R&G not limiting its liability for causing death and personal injury, it shall not be liable for indirect or consequential loss and otherwise its liability shall be limited to the amounts paid by the Buyer for the Products or the fitting or service concerned. These terms do not affect the Buyer's statutory rights.

R&G RETURNS POLICY (NON-FAULTY GOODS)

Returns must be pre-authorized (if not pre-authorized the return will be rejected). Goods may only be returned direct to us if they were purchased direct from us (customer must prove if necessary). Otherwise to be returned to original vendor. Goods must be in re-sellable condition, in the opinion of R&G. All returns are subject to a 25% restocking and handling fee (25% of the gross value exc. P&P - at the prevailing price at time of purchase). The customer must pay any and all carriage charges. No returns of discontinued products, unless within 14 days of purchase. This policy does not affect your statutory rights and does not refer to faulty goods.

R&G

Unit 1, Shelley's Lane, East Worldham, Alton, Hampshire, GU34 3AQ

Tel: +44 (0)1420 89007 Fax: +44 (0)1420 87301 www.rg-racing.com Email: info@rg-racing.com