




FITTING INSTRUCTIONS FOR DG0052PROBK



THIS KIT CONTAINS THE ITEMS PICTURED AND LABELLED OVER PAGE.

SOME PARTS MAY BE SHOWN FOR CLARITY OF INSTRUCTIONS ONLY.

DO NOT PROCEED UNTIL YOU ARE SURE ALL PARTS ARE PRESENT.

PLEASE READ ALL INSTRUCTIONS BEFORE PROCEEDING.

**IF IN ANY DOUBT WHEN FITTING OUR PRODUCTS, CONSULT ONE OF OUR DEALERS
OR HAVE FITTED BY A QUALIFIED TECHNICIAN.**

PLEASE NOTE THAT THE WAY THE KIT IS PACKED DOES NOT NECESSARILY REPRESENT THE WAY OF
MOUNTING TO THE BIKE.

IN THE EVENT OF RUBBER WASHERS BEING USED TO HOLD COMPONENTS ONTO BOLTS,
THESE RUBBER WASHERS CAN BE THROWN AWAY.

DIGITAL COPIES OF THESE INSTRUCTIONS ARE AVAILABLE FROM:

WWW.RG-RACING.COM

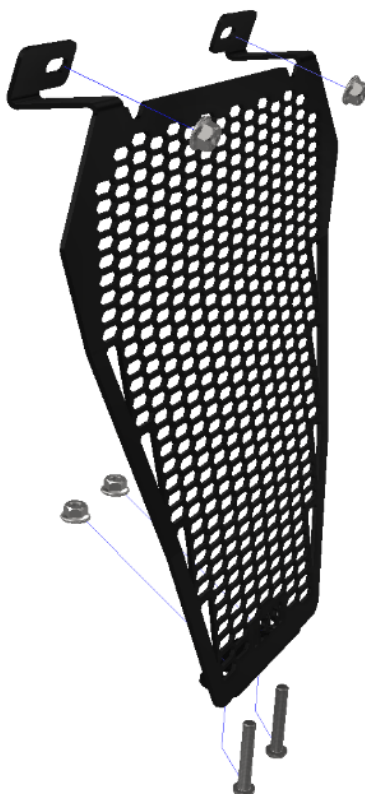


<u>TOOLS REQUIRED</u>	<u>GENERAL TORQUE SETTINGS</u>
<ul style="list-style-type: none"> • SET OF ALLEN KEYS • SET OF METRIC SPANNERS • SMALL HEX BIT RATCHET WITH PHILIPS BIT ATTACHMENT 	<p>M4 BOLT = 8Nm M5 BOLT = 12Nm M6 BOLT = 15Nm M8 BOLT = 20Nm M10 BOLT = 40Nm M12 BOLT = 40Nm</p>

LEGEND


ITEM NO.	DESCRIPTION	QTY
ITEM 1	DG0052PRO (DOWNPIPE GRILLE COMPONENT)	1
ITEM 2	M6 x 35mm BUTTON HEAD BOLT	2
ITEM 3	M6 NYLOC NUT	2
ITEM 4	M6 x 12mm OD WASHER	2

FITTING DIAGRAM






FITTING PICTURES



Picture 1



Picture 2

FITTING INSTRUCTIONS

DISASSEMBLY:

- Remove the 2 bolts on the underside of the belly pan/fairings.
- Remove the 2 nuts on the underside of the radiator.
- Remove the OEM plastic guard (black plastic between the two side fairings at the bottom).
- Leave the OEM lower bracket in place.

FITTING DG0052PROBK:

Please note: other fairing bolts may be removed or loosened to make fitment easier.

- Manouver the grille into position between the two fairings, and thread the two studs below the underside of the radiator through the two top mounts of the grille. **Picture 1**
- Loosely thread on the supplied M6 nuts to allow the grille to move slightly.
- Align the lower mounting bolts with the holes in the fairings and OEM bracket
- Then push through the supplied M6 bolts with the supplied washers already in place. **Picture 2**
- Ensure the lower mounts of the grille are in position over the threaded portion of the bolts then apply the nyloc nuts and tighten fully.
- Fully tighten the two top mounts using a ¼" 10mm socket, gaining access via the cut outs at the top of the grille.
- Re-tighten any other fairing screws you may have loosened during the process.

See more R&G products for your Motorcycle in the link below:

[R&G Racing | All Products for KTM - RC 200 \(2022\) \(rg-racing.com\)](https://www.rg-racing.com)

ISSUE 1 02/03/2023 TB

CONSUMER NOTICE

The catalogue description and any exhibition of samples are only broad indications of the Products and R&G may make design changes which do not diminish their performance or visual appeal and supplying them in such state shall conform to the order. The Buyer acknowledges no representation or warranty (other than as to title) has been given or will apply to the Products other than those in R&G's order or confirmation and the Buyer confirms it has chosen the Products as being of merchantable quality and suitable for its particular purposes. Where R&G fits the Products or undertakes other services it shall exercise reasonable skill and care and rectify any fault free of charge unless the workmanship has been disturbed. The Buyer is responsible for ensuring that the warranty on the motorcycle is not affected by the fitting of the Products. On return of any defective Products R&G shall at its option either supply a replacement or refund the purchase money but shall not be liable if the Products have been modified or used or maintained otherwise than in accordance with R&G's or manufacturer's instructions and good engineering practice or if the defect arises from accident or neglect. Other than identified above and subject to R&G not limiting its liability for causing death and personal injury, it shall not be liable for indirect or consequential loss and otherwise its liability shall be limited to the amounts paid by the Buyer for the Products or the fitting or service concerned. These terms do not affect the Buyer's statutory rights.

R&G Racing

Unit 1, Shelley's Lane, East Worldham, Alton, Hampshire, GU34 3AQ

Tel: +44 (0)1420 89007 Fax: +44 (0)1420 87301 www.rg-racing.com Email: info@rg-racing.com

**R&G RACING RETURNS POLICY (NON-FAULTY GOODS)**

Returns must be pre-authorized (if not pre-authorized the return will be rejected). Goods may only be returned direct to us if they were purchased direct from us (customer must prove if necessary). Otherwise to be returned to original vendor. Goods must be in re-sellable condition, in the opinion of R&G Racing. All returns are subject to a 25% restocking and handling fee (25% of the gross value exc. P&P – at the prevailing price at time of purchase). The customer must pay any and all carriage charges. No returns of discontinued products, unless within 14 days of purchase. This policy does not affect your statutory rights and does not refer to faulty goods.


R&G Racing

Unit 1, Shelley's Lane, East Worldham, Alton, Hampshire, GU34 3AQ

Tel: +44 (0)1420 89007 Fax: +44 (0)1420 87301 www.rg-racing.com Email: info@rg-racing.com



NOTICE DE MONTAGE POUR DG0052PROBK



CE KIT CONTIENT LES ARTICLES ILLUSTRES ET ETIQUETES SUR LA PAGE.

CERTAINES PARTIES PEUVENT ETRE PRESENTES UNIQUEMENT POUR LA CLARTE DES INSTRUCTIONS.

NE PAS PROCEDER AU MONTAGE TANT QUE VOUS N'ETES PAS SUR QUE TOUTES LES PIECES SOIENT PRESENTES.

VEUILLEZ LIRE TOUTES LES INSTRUCTIONS AVANT DE CONTINUER.

EN CAS DE DOUTE LORS DU MONTAGE DE NOS PRODUITS, CONSULTEZ UN DE NOS REVENDEURS OU FAITES APPEL A UN TECHNICIEN QUALIFIÉ.

VEUILLEZ NOTER QUE LA FAÇON DONT LE KIT EST EMBALLE NE REPRESENTE PAS NECESSAIREMENT LA MANIERE DE LE MONTER SUR LA MOTO.

SI DES RONDELLES EN CAOUTCHOUC SONT UTILISEES POUR MAINTENIR LES COMPOSANTS SUR LES BOULONS, ELLES PEUVENT ETRE JETEES.

NOTICE DISPONIBLE AU TELECHARGEMENT SUR :

WWW.RG-RACING.COM

R&G Racing

Unit 1, Shelley's Lane, East Worldham, Alton, Hampshire, GU34 3AQ

Tel: +44 (0)1420 89007 Fax: +44 (0)1420 87301 www.rg-racing.com Email: info@rg-racing.com



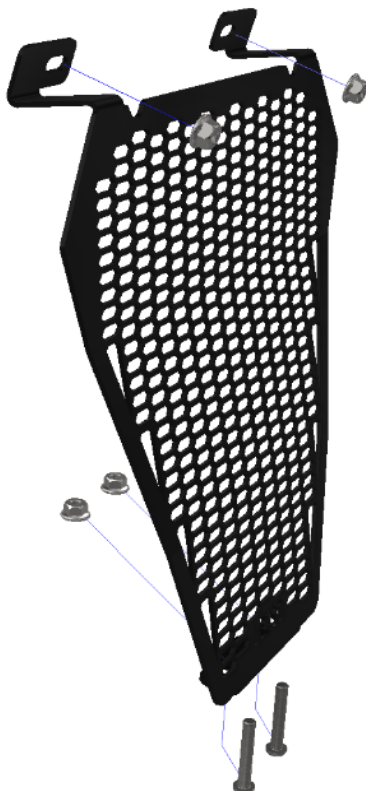
<u>OUTILS REQUIS</u>	<u>VALEURS DE SERRAGE</u>
<ul style="list-style-type: none"> • CLÉS ALLEN • CLÉS À MOLETTE PETIT CLIQUET HEXAGONAL AVEC EMBOUT CRUCIFORME	M4 BOULON = 8Nm M5 BOULON = 12Nm M6 BOULON = 15Nm M8 BOULON = 20Nm M10 BOULON = 40Nm M12 BOULON = 40Nm

LÉGENDE

ARTICLE NO.	DESCRIPTION	QTÉ
ARTICLE 1	DG0052PRO (COMPOSANT DE GRILLE DE TUYAU DE DESCENTE)	1
ARTICLE 2	M6 x 35mm BOULON	2
ARTICLE 3	M6 ÉCROU	2
ARTICLE 4	M6 x 12mm RONDELLE	2



SCHÉMA DE MONTAGE



PHOTOS DE MONTAGE




Photo 1



Photo 2

NOTICE DE MONTAGE

DÉSASSEMBLAGE:

- Retirez les 2 boulons sur le dessous du sabot moteur/carénages.
- Déposer les 2 écrous sous le radiateur.
- Retirez la protection en plastique d'origine (plastique noir entre les deux carénages latéraux en bas).
- Laissez le support inférieur d'origine en place.

MONTAGE DE DG0052PROBK:

Note: D'autres boulons de carénage peuvent être retirés ou desserrés pour faciliter le montage.



- Manœuvrez la calandre en position entre les deux carénages et enfitez les deux goujons sous le dessous du radiateur à travers les deux supports supérieurs de la calandre. Photo 1
- Vissez sans serrer les écrous M6 fournis pour permettre à la grille de bouger légèrement.
- Alignez les boulons de montage inférieurs avec les trous des carénages et du support d'origine.
- Insérez ensuite les boulons M6 fournis avec les rondelles fournies déjà en place. Photo 2
- Assurez-vous que les supports inférieurs de la grille soient en position sur la partie filetée des boulons, puis appliquez les écrous nyloc et serrez complètement.
- Serrez à fond les deux fixations supérieures à l'aide d'une douille ¼" 10 mm en accédant par les découpes en haut de la grille.
- Resserrez toutes les autres vis de carénage que vous pourriez avoir desserrées pendant le processus.

Voir plus de produits R&G pour votre moto via ce lien :

[R&G Racing | All Products for KTM - RC 200 \(2022\) \(rg-racing.com\)](https://www.rg-racing.com)

ISSUE 1 02/03/2023 TB

CONSUMER NOTICE

The catalogue description and any exhibition of samples are only broad indications of the Products and R&G may make design changes which do not diminish their performance or visual appeal and supplying them in such state shall conform to the order. The Buyer acknowledges no representation or warranty (other than as to title) has been given or will apply to the Products other than those in R&G's order or confirmation and the Buyer confirms it has chosen the Products as being of merchantable quality and suitable for its particular purposes. Where R&G fits the Products or undertakes other services it shall exercise reasonable skill and care and rectify any fault free of charge unless the workmanship has been disturbed. The Buyer is responsible for ensuring that the warranty on the motorcycle is not affected by the fitting of the Products. On return of any defective Products R&G shall at its option either supply a replacement or refund the purchase money but shall not be liable if the Products have been modified or used or maintained otherwise than in accordance with R&G's or manufacturer's instructions and good engineering practice or if the defect arises from accident or neglect. Other than identified above and subject to R&G not limiting its liability for causing death and personal injury, it shall not be liable for indirect or consequential loss and otherwise its liability shall be limited to the amounts paid by the Buyer for the Products or the fitting or service concerned. These terms do not affect the Buyer's statutory rights.

R&G RACING RETURNS POLICY (NON-FAULTY GOODS)

Returns must be pre-authorized (if not pre-authorized the return will be rejected). Goods may only be returned direct to us if they were purchased direct from us (customer must prove if necessary). Otherwise to be returned to original vendor. Goods must be in re-sellable condition, in the opinion of R&G Racing. All returns are subject to a 25% restocking and handling fee (25% of the gross value exc. P&P – at the prevailing price at time of purchase). The customer must pay any and all carriage charges. No returns of discontinued products, unless within 14 days of purchase. This policy does not affect your statutory rights and does not refer to faulty goods.

R&G Racing

Unit 1, Shelley's Lane, East Worldham, Alton, Hampshire, GU34 3AQ

Tel: +44 (0)1420 89007 Fax: +44 (0)1420 87301 www.rg-racing.com Email: info@rg-racing.com