



FITTING INSTRUCTIONS FOR CP0561 CRASH PROTECTORS



THIS KIT CONTAINS THE ITEMS PICTURED AND LABELLED OVER PAGE.

SOME PARTS MAY BE SHOWN FOR CLARITY OF INSTRUCTIONS ONLY.

DO NOT PROCEED UNTIL YOU ARE SURE ALL PARTS ARE PRESENT.

PLEASE READ ALL INSTRUCTIONS BEFORE PROCEEDING.

**IF IN ANY DOUBT WHEN FITTING OUR PRODUCTS, CONSULT ONE OF OUR DEALERS
OR HAVE FITTED BY A QUALIFIED TECHNICIAN.**

PLEASE NOTE THAT THE WAY THE KIT IS PACKED DOES NOT NECESSARILY REPRESENT THE WAY OF
MOUNTING TO THE BIKE.

IN THE EVENT OF RUBBER WASHERS BEING USED TO HOLD COMPONENTS ONTO BOLTS,
THESE RUBBER WASHERS CAN BE THROWN AWAY.

DIGITAL COPIES OF THESE INSTRUCTIONS ARE AVAILABLE FROM:

WWW.RG-RACING.COM

R&G Racing

Unit 1, Shelley's Lane, East Worldham, Alton, Hampshire, GU34 3AQ

Tel: +44 (0)1420 89007 Fax: +44 (0)1420 87301 www.rg-racing.com Email: info@rg-racing.com



<u>TOOLS REQUIRED</u>	<u>GENERAL TORQUE SETTINGS</u>
<ul style="list-style-type: none"> • SOCKET SET & WRENCH • TORQUE WRENCH (UP TO 40Nm) • SUITABLE BIKE ENGINE SUPPORT JACK • SET OF METRIC ALLEN KEYS 	<p>M4 BOLT = 8Nm</p> <p>M5 BOLT = 12Nm</p> <p>M6 BOLT = 15Nm</p> <p>M8 BOLT = 20Nm</p> <p>M10 BOLT = 40Nm</p> <p>M12 BOLT = 40Nm</p>

LEGEND

ITEM NO.	DESCRIPTION	QTY
ITEM 1	CRASH BOBBIN (WITH COMPRESSION SLEEVE FITTED)	2
ITEM 2	MOUNTING BLOCK RHS (M0793)	1
ITEM 3	SPACER LHS (S1486)	1
ITEM 4	SPACER RHS (S1487)	1
ITEM 5	HEX HEAD BOLT LHS (M10X1.25X160MM)	1
ITEM 6	HEX HEAD BOLT RHS (M10X1.25X130MM)	1
ITEM 7	CAP HEAD BOLT RHS (M10X1.25X40MM)	1
ITEM 8	SHAKE PROOF WASHER	2
ITEM 9	20MM FLAT WASHER	2
ITEM 10	BOBBIN CAP	2
ITEM 11	100MM LENGTH OF SELF ADHESIVE FOAM	2

AERO STYLE CRASH-PROTECTOR ORIENTATION



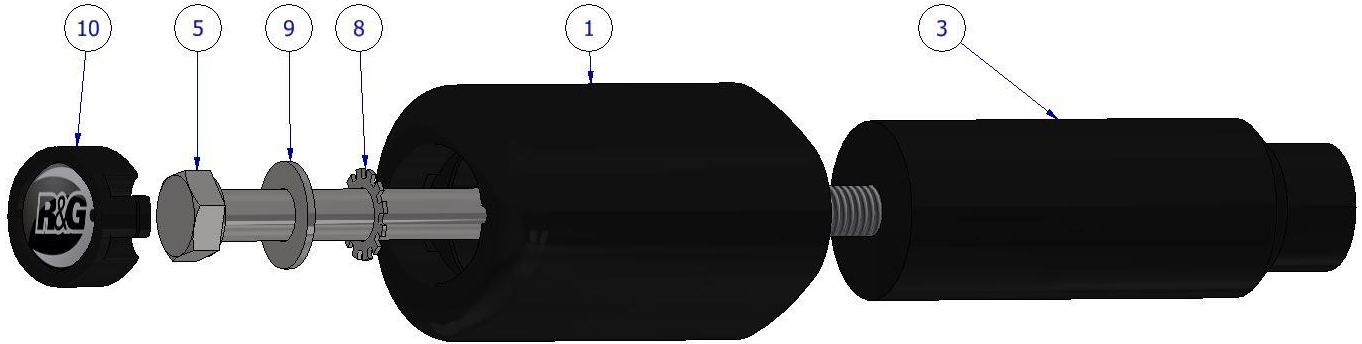
R&G Racing

Unit 1, Shelley's Lane, East Worldham, Alton, Hampshire, GU34 3AQ

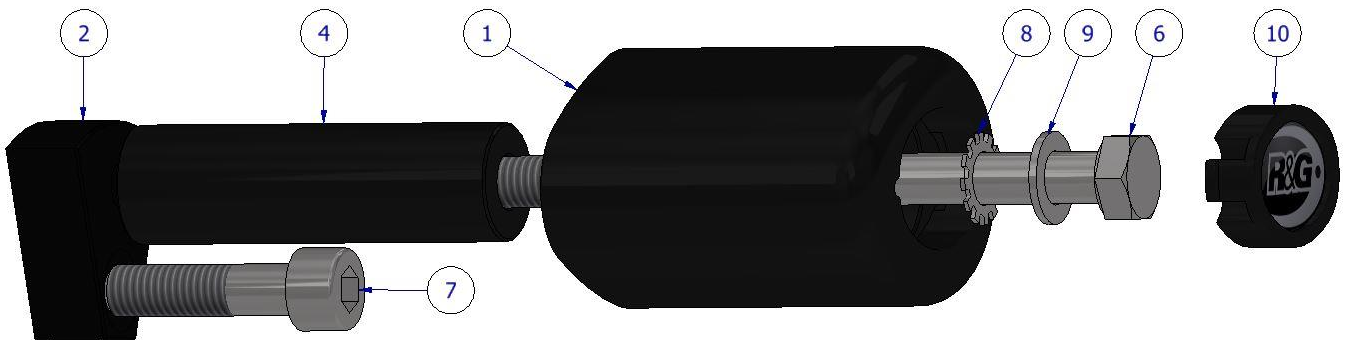
Tel: +44 (0)1420 89007 Fax: +44 (0)1420 87301 www.rg-racing.com Email: info@rg-racing.com



LHS EXPLODED ASSEMBLY VIEW



RHS EXPLODED ASSEMBLY VIEW





FITTING PICTURES



Picture 1



Picture 2

FITTING INSTRUCTIONS

BEFORE REMOVING ENGINE BOLTS, ENSURE THE BIKE IS UPRIGHT AND SUPPORTED BY A SUITABLE ENGINE STAND OR JACK PLACED UNDER THE SUMP OF THE MOTORBIKE TO SUPPORT THE WEIGHT OF THE ENGINE, THIS WILL PREVENT THE ENGINE FROM MOVING DURING FITTING. ENSURE THE BIKE IS SWITCHED OFF DURING FITTING.

FITTING THE CRASH PROTECTOR KIT

1. Assemble both sides of the kit without mounting the Bobbin (**ITEM 1**) on the RHS as shown in the EXPLODED ASSEMBLY VIEW (the Bobbin (**ITEM 1**) will be fitted once the RHS mounting bracket is on due to fitting location).
2. To fit the assembly's, remove the bolts on both sides as circled in **Picture 1 & Picture 2**.
3. Align the LHS assembly into the open bolt hole circled in **Picture 2** and tighten both bolt using the **GENERAL TORQUE SETTINGS** on **page 2**.
4. Align the RHS bracket onto the face of the frame shown in **Picture 1** and tighten both bolts using the **GENERAL TORQUE SETTINGS** on **page 2**. (*Gently push the water hose down to allow you to tighten the engine mount bolt in*).
5. Now place the Bobbin (**ITEM 1**) onto the RHS assembly using the bolt (**ITEM 6**), Washer (**ITEM 9**) and locking washer (**ITEM 8**) and tighten using the **GENERAL TORQUE SETTINGS** on **page 2**.
6. Finally pop the bobbin cap (**ITEM 10**) onto the end of both bobbins.
7. Before riding, check both sides are secure and in the correct orientation as shown on **Page 2**.
8. Check tightness of the assembly regularly.

R&G Racing

Unit 1, Shelley's Lane, East Worldham, Alton, Hampshire, GU34 3AQ

Tel: +44 (0)1420 89007 Fax: +44 (0)1420 87301 www.rg-racing.com Email: info@rg-racing.com



ISSUE 1 – 29/02/2024 (JH)

CONSUMER NOTICE

The catalogue description and any exhibition of samples are only broad indications of the Products and R&G may make design changes which do not diminish their performance or visual appeal and supplying them in such state shall conform to the order. The Buyer acknowledges no representation or warranty (other than as to title) has been given or will apply to the Products other than those in R&G's order or confirmation and the Buyer confirms it has chosen the Products as being of merchantable quality and suitable for its particular purposes. Where R&G fits the Products or undertakes other services it shall exercise reasonable skill and care and rectify any fault free of charge unless the workmanship has been disturbed. The Buyer is responsible for ensuring that the warranty on the motorcycle is not affected by the fitting of the Products. On return of any defective Products R&G shall at its option either supply a replacement or refund the purchase money but shall not be liable if the Products have been modified or used or maintained otherwise than in accordance with R&G's or manufacturer's instructions and good engineering practice or if the defect arises from accident or neglect. Other than identified above and subject to R&G not limiting its liability for causing death and personal injury, it shall not be liable for indirect or consequential loss and otherwise its liability shall be limited to the amounts paid by the Buyer for the Products or the fitting or service concerned. These terms do not affect the Buyer's statutory rights.

R&G RACING RETURNS POLICY (NON-FAULTY GOODS)

Returns must be pre-authorized (if not pre-authorized the return will be rejected). Goods may only be returned direct to us if they were purchased direct from us (customer must prove if necessary). Otherwise, to be returned to original vendor. Goods must be in re-sellable condition, in the opinion of R&G Racing. All returns are subject to a 25% restocking and handling fee (25% of the gross value exc. P&P – at the prevailing price at time of purchase). The customer must pay any and all carriage charges. No returns of discontinued products, unless within 14 days of purchase. This policy does not affect your statutory rights and does not refer to faulty goods.

NOTICE DE MONTAGE POUR CP0561 PROTECTIONS CRASH**CE KIT CONTIENT LES ARTICLES ILLUSTRÉS ET ÉTIQUETES SUR LA PAGE.**

R&G Racing

Unit 1, Shelley's Lane, East Worldham, Alton, Hampshire, GU34 3AQ

Tel: +44 (0)1420 89007 Fax: +44 (0)1420 87301 www.rg-racing.com Email: info@rg-racing.com



CERTAINES PARTIES PEUVENT ETRE PRESENTES UNIQUEMENT POUR LA CLARTE DES INSTRUCTIONS.
NE PAS PROCEDER AU MONTAGE TANT QUE VOUS N'ETES PAS SUR QUE TOUTES LES PIECES SOIENT PRESENTES.

VEUILLEZ LIRE TOUTES LES INSTRUCTIONS AVANT DE CONTINUER.

EN CAS DE DOUTE LORS DU MONTAGE DE NOS PRODUITS, CONSULTEZ UN DE NOS REVENDEURS OU FAITES APPEL A UN TECHNICIEN QUALIFIÉ.

VEUILLEZ NOTER QUE LA FAÇON DONT LE KIT EST EMBALLE NE REPRESENTE PAS NECESSAIREMENT LA MANIERE DE LE MONTER SUR LA MOTO.

SI DES RONDELLES EN CAOUTCHOUC SONT UTILISEES POUR MAINTENIR LES COMPOSANTS SUR LES BOULONS, ELLES PEUVENT ETRE JETEES.

NOTICE DISPONIBLE AU TELECHARGEMENT SUR :

WWW.RG-RACING.COM

<u>OUTILS REQUIS</u>	<u>VALEURS DE SERRAGE</u>
<ul style="list-style-type: none"> • CLÉ & douilles • CLÉ DYNAMOMÉTRIQUE (jusqu'à 40Nm) • CRIC SUPPORT MOTEUR DE MOTO ADAPTÉ • CLÉS ALLEN 	<p>M4 BOULON = 8Nm M5 BOULON = 12Nm M6 BOULON = 15Nm M8 BOULON = 20Nm M10 BOULON = 40Nm</p>

LÉGENDE

ARTICLE NO.	DESCRIPTION	QTÉ
ARTICLE 1	PROTECTION CRASH (AVEC MANCHON DE COMPRESSION)	2
ARTICLE 2	BLOC DE MONTAGE CÔTÉ DROIT (M0793)	1
ARTICLE 3	ENTRETOISE CÔTÉ GAUCHE (S1486)	1
ARTICLE 4	ENTRETOISE CÔTÉ DROIT (S1487)	1
ARTICLE 5	BOULON GAUCHE (M10X1.25X160MM)	1
ARTICLE 6	BOULON DROIT (M10X1.25X130MM)	1
ARTICLE 7	BOULONS DROIT (M10X1.25X40MM)	1

R&G Racing

Unit 1, Shelley's Lane, East Worldham, Alton, Hampshire, GU34 3AQ

Tel: +44 (0)1420 89007 Fax: +44 (0)1420 87301 www.rg-racing.com Email: info@rg-racing.com



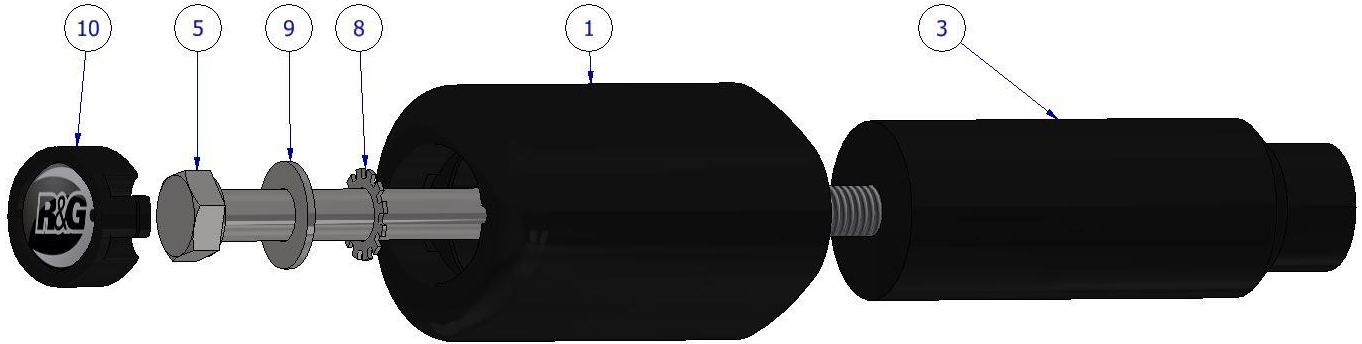
ARTICLE 8	RONDELLE ANTI VIBRATION	2
ARTICLE 9	20MM RONDELLE PLATE	2
ARTICLE 10	CAPUCHON DE PROTECTION	2
ARTICLE 11	100MM LONGUEUR DE MOUSSE AUTOCOLLANTE	2

ORIENTATION DE LA PROTECTION CRASH

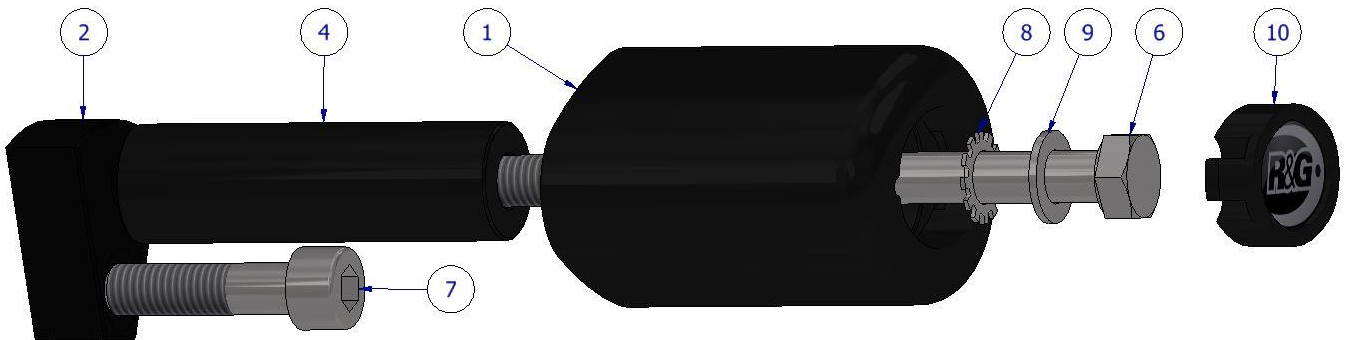




VUE D'ENSEMBLE CÔTÉ GAUCHE



VUE D'ENSEMBLE CÔTÉ DROIT





PHOTOS DE MONTAGE



Photo 1



Photo 2

Notice de montage

Avant de retirer les boulons du moteur, assurez-vous que la moto soit droite et soutenue par un support moteur ou un cric approprié placé sous le carter de la moto pour supporter une partie du poids du moteur, cela évitera que le moteur bouge pendant le montage.

MONTAGE DU KIT DE PROTECTION CRASH

1. Assemblez les deux côtés du kit sans monter la protection (ARTICLE 1) du côté droit comme indiqué sur VUE D'ASSEMBLAGE ÉCLATÉE (la protection (ARTICLE 1) sera installée une fois que le support de montage côté droit sera en place en raison de l'emplacement de montage).
2. Pour installer l'ensemble, retirez les boulons des deux côtés comme encerclés sur les photos 1 et 2.
3. Alignez l'ensemble du côté gauche dans le trou de boulon ouvert entouré sur la photo 2 et serrez les deux boulons à l'aide des RÉGLAGES GÉNÉRAUX DE COUPLE à la page 2.
4. Alignez le support côté droit sur la face du cadre illustré sur la photo 1 et serrez les deux boulons à l'aide des RÉGLAGES GÉNÉRAUX DE COUPLE à la page 2. (Poussez doucement le tuyau d'eau vers le bas pour vous permettre de serrer le boulon du support moteur).
5. Placez maintenant la protection (ARTICLE 1) sur l'assemblage côté droit à l'aide du boulon (ARTICLE 6), de la rondelle (ARTICLE 9) et de la rondelle de blocage (ARTICLE 8) et serrez à l'aide des RÉGLAGES GÉNÉRAUX DE COUPLE à la page 2.
6. Enfin, placez le capuchon de la protection (ARTICLE 10) sur l'extrémité des deux protections.
7. Avant de rouler, vérifiez que les deux côtés soient bien fixés et dans le bon sens, comme indiqué à la page 2.
8. Vérifier régulièrement le serrage de l'assemblage.

R&G Racing

Unit 1, Shelley's Lane, East Worldham, Alton, Hampshire, GU34 3AQ

Tel: +44 (0)1420 89007 Fax: +44 (0)1420 87301 www.rg-racing.com Email: info@rg-racing.com



ISSUE 1 – 29/02/2024 (JH)

CONSUMER NOTICE

The catalogue description and any exhibition of samples are only broad indications of the Products and R&G may make design changes which do not diminish their performance or visual appeal and supplying them in such state shall conform to the order. The Buyer acknowledges no representation or warranty (other than as to title) has been given or will apply to the Products other than those in R&G's order or confirmation and the Buyer confirms it has chosen the Products as being of merchantable quality and suitable for its particular purposes. Where R&G fits the Products or undertakes other services it shall exercise reasonable skill and care and rectify any fault free of charge unless the workmanship has been disturbed. The Buyer is responsible for ensuring that the warranty on the motorcycle is not affected by the fitting of the Products. On return of any defective Products R&G shall at its option either supply a replacement or refund the purchase money but shall not be liable if the Products have been modified or used or maintained otherwise than in accordance with R&G's or manufacturer's instructions and good engineering practice or if the defect arises from accident or neglect. Other than identified above and subject to R&G not limiting its liability for causing death and personal injury, it shall not be liable for indirect or consequential loss and otherwise its liability shall be limited to the amounts paid by the Buyer for the Products or the fitting or service concerned. These terms do not affect the Buyer's statutory rights.

R&G RACING RETURNS POLICY (NON-FAULTY GOODS)

Returns must be pre-authorized (if not pre-authorized the return will be rejected). Goods may only be returned direct to us if they were purchased direct from us (customer must prove if necessary). Otherwise, to be returned to original vendor. Goods must be in re-sellable condition, in the opinion of R&G Racing. All returns are subject to a 25% restocking and handling fee (25% of the gross value exc. P&P – at the prevailing price at time of purchase). The customer must pay any and all carriage charges. No returns of discontinued products, unless within 14 days of purchase. This policy does not affect your statutory rights and does not refer to faulty goods.

R&G Racing

Unit 1, Shelley's Lane, East Worldham, Alton, Hampshire, GU34 3AQ

Tel: +44 (0)1420 89007 Fax: +44 (0)1420 87301 www.rg-racing.com Email: info@rg-racing.com