



**FITTING INSTRUCTIONS FOR BRG0004BK BRANDED RADIATOR
GUARD FOR KAWASAKI NINJA 650 2017-, Z650 2017- AND
Z650RS 2022-**



THIS KIT CONTAINS THE ITEMS PICTURED AND LABELLED OVER PAGE.

SOME PARTS MAY BE SHOWN FOR CLARITY OF INSTRUCTIONS ONLY.

DO NOT PROCEED UNTIL YOU ARE SURE ALL PARTS ARE PRESENT.

PLEASE READ ALL INSTRUCTIONS BEFORE PROCEEDING.

**IF IN ANY DOUBT WHEN FITTING OUR PRODUCTS, CONSULT ONE OF
OUR DEALERS OR HAVE FITTED BY A QUALIFIED TECHNICIAN.**

PLEASE NOTE THAT THE WAY THE KIT IS PACKED DOES NOT NECESSARILY REPRESENT THE
WAY OF MOUNTING TO THE BIKE.

IN THE EVENT OF RUBBER WASHERS BEING USED TO HOLD COMPONENTS ONTO BOLTS,
THESE RUBBER WASHERS CAN BE THROWN AWAY.

DIGITAL COPIES OF THESE INSTRUCTIONS ARE AVAILABLE FROM:

WWW.RG-RACING.COM

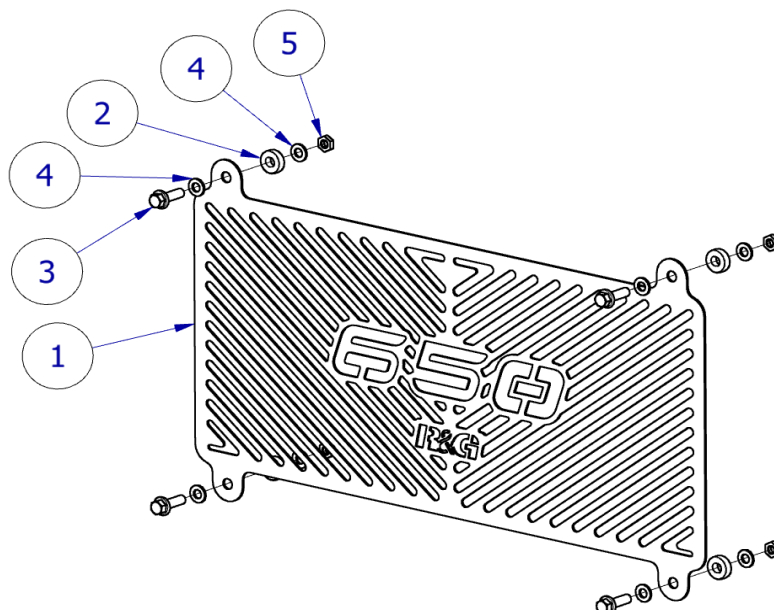


<u>TOOLS REQUIRED</u>	<u>GENERAL TORQUE SETTINGS</u>
<ul style="list-style-type: none"> • Socket set to include 8mm socket & wrench. • 3mm, 4mm and 5mm Allen key. • Scissors 	<p>M4 BOLT = 8Nm M5 BOLT = 12Nm M6 BOLT = 15Nm M8 BOLT = 20Nm M10 BOLT = 40Nm M12 BOLT = 40Nm</p>

LEGEND

ITEM NO.	DESCRIPTION	QTY
ITEM 1	BRANDED RADIATOR GUARD (BRG0004SS)	1
ITEM 2	S0455 (SPACER)	4
ITEM 3	M5 x 16mm HEX HEAD BOLTS	4
ITEM 4	M5 NYLOC NUTS	4
ITEM 5	M5 x 10mm OD WASHERS	8
ITEM 6	100mm LENGTH OF SELF ADHESIVE FOAM	2

FITTING DIAGRAM





FITTING PICTURE



FITTING INSTRUCTIONS

- To fit the radiator guard to the bike cut the foam strip provided (**Item 6**) into 8mm wide pieces and stick them to the back of the radiator guard frame, so that they sit between the radiator guard and the radiator.
- Please refer to the Fitting Diagram on **Page 2**.
- Place the 4 x supplied spacers (**Item 2**) between the radiator guard and the motorcycle to ensure the guard is sufficiently spaced away from the radiator.
- Offer the radiator guard into position and install the 4 x provided M5 washers and bolts (**Items 3 and 5**) into the 4 x mounting holes as shown in **Fitting Picture**.
- Secure from behind using the remaining 4 x washers and nyloc nuts (**Items 4 and 5**)
- Tighten all bolts evenly and ensure they are tight before riding the motorcycle.

ISSUE 1 07/03/2021 (AO)



CONSUMER NOTICE


The catalogue description and any exhibition of samples are only broad indications of the Products and R&G may make design changes which do not diminish their performance or visual appeal and supplying them in such state shall conform to the order. The Buyer acknowledges no representation or warranty (other than as to title) has been given or will apply to the Products other than those in R&G's order or confirmation and the Buyer confirms it has chosen the Products as being of merchantable quality and suitable for its particular purposes. Where R&G fits the Products or undertakes other services it shall exercise reasonable skill and care and rectify any fault free of charge unless the workmanship has been disturbed. The Buyer is responsible for ensuring that the warranty on the motorcycle is not affected by the fitting of the Products. On return of any defective Products R&G shall at its option either supply a replacement or refund the purchase money but shall not be liable if the Products have been modified or used or maintained otherwise than in accordance with R&G's or manufacturer's instructions and good engineering practice or if the defect arises from accident or neglect. Other than identified above and subject to R&G not limiting its liability for causing death and personal injury, it shall not be liable for indirect or consequential loss and otherwise its liability shall be limited to the amounts paid by the Buyer for the Products or the fitting or service concerned. These terms do not affect the Buyer's statutory rights.

R&G RETURNS POLICY (NON-FAULTY GOODS)

Returns must be pre-authorized (if not pre-authorized the return will be rejected). Goods may only be returned direct to us if they were purchased direct from us (customer must prove if necessary). Otherwise to be returned to original vendor. Goods must be in re-sellable condition, in the opinion of R&G. All returns are subject to a 25% restocking and handling fee (25% of the gross value exc. P&P – at the prevailing price at time of purchase). The customer must pay any and all carriage charges. No returns of discontinued products, unless within 14 days of purchase. This policy does not affect your statutory rights and does not refer to faulty goods.



**NOTICE DE MONTAGE BRG0004BK GRILLE DE PROTECTION
RADIATEUR POUR KAWASAKI NINJA 650 2017-, Z650 2017- ET
Z650RS 2022-**



CE KIT CONTIENT LES ARTICLES ILLUSTRÉS ET ÉTIQUETES SUR LA PAGE.

CERTAINES PARTIES PEUVENT ÊTRE PRÉSENTES UNIQUEMENT POUR LA CLARTE DES
INSTRUCTIONS.

NE PAS PROCÉDER AU MONTAGE TANT QUE VOUS N'ÊTES PAS SÛR QUE TOUTES LES PIÈCES
SOIENT PRÉSENTES.

VEUILLEZ LIRE TOUTES LES INSTRUCTIONS AVANT DE CONTINUER.

**EN CAS DE DOUTE LORS DU MONTAGE DE NOS PRODUITS, CONSULTEZ
UN DE NOS REVENEURS OU FAITES APPEL A UN TECHNICIEN QUALIFIÉ.**

VEUILLEZ NOTER QUE LA FAÇON DONT LE KIT EST EMBALLÉ NE REPRÉSENTE PAS
NECESSAIREMENT LA MANIÈRE DE LE MONTER SUR LA MOTO.

SI DES RONDELLES EN CAOUTCHOUC SONT UTILISÉES POUR MAINTENIR LES COMPOSANTS SUR
LES BOULONS, ELLES PEUVENT ÊTRE JETÉES.

NOTICE DISPONIBLE AU TÉLÉCHARGEMENT SUR :

WWW.RG-RACING.COM



OUTILS REQUIS	VALEURS DE SERRAGE
<ul style="list-style-type: none"> • Clé à cliquet + douille 8mm • Clés Allen 3mm, 4mm et 5mm. • Scisaille 	M4 BOULON = 8Nm M5 BOULON = 12Nm M6 BOULON = 15Nm M8 BOULON = 20Nm M10 BOULON = 40Nm M12 BOULON = 40Nm

LÉGENDE

ARTICLE NO.	DESCRIPTION	QTÉ
ARTICLE 1	GRILLE DE PROTECTION RADIATEUR (BRG0004SS)	1
ARTICLE 2	S0455 (ENTRETOISE)	4
ARTICLE 3	M5 x 16mm BOULONS	4
ARTICLE 4	M5 ÉCROUS	4
ARTICLE 5	M5 x 10mm OD RONDELLES	8
ARTICLE 6	100mm LONGUEUR DE MOUSSE ADHÉSIVE	2

SCHÉMA DE MONTAGE

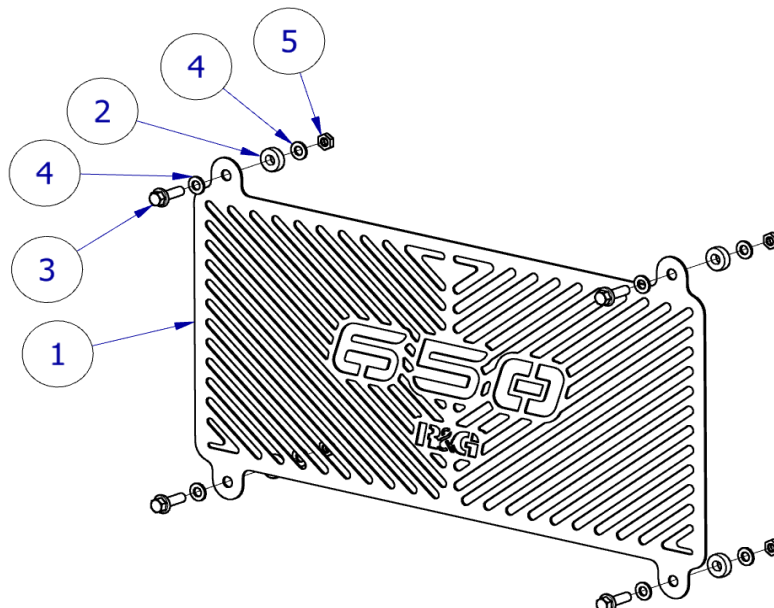




PHOTO DE MONTAGE



NOTICE DE MONTAGE

- Pour monter la protection sur la moto, coupez la bande de mousse fournie (article 6) en morceaux de 8 mm de large et collez-les à l'arrière du cadre de la protection, de sorte qu'ils se trouvent entre la protection et le radiateur.
- Veuillez-vous référer au schéma de montage à la page 2.
- Placez les 4 entretoises fournies (article 2) entre la protection du radiateur et la moto pour vous assurer que la protection soit suffisamment espacée du radiateur.
- Mettez-le protège-radiateur en place et installez les 4 rondelles et boulons M5 fournis (articles 3 et 5) dans les 4 trous de montage comme indiqué sur la photo de montage.
- Fixez par derrière à l'aide des 4 rondelles et écrous nyloc restants (articles 4 et 5)
- Serrez tous les boulons uniformément et assurez-vous qu'ils soient bien serrés avant de conduire la moto.

ISSUE 1 07/03/2021 (AO)



CONSUMER NOTICE

The catalogue description and any exhibition of samples are only broad indications of the Products and R&G may make design changes which do not diminish their performance or visual appeal and supplying them in such state shall conform to the order. The Buyer acknowledges no representation or warranty (other than as to title) has been given or will apply to the Products other than those in R&G's order or confirmation and the Buyer confirms it has chosen the Products as being of merchantable quality and suitable for its particular purposes. Where R&G fits the Products or undertakes other services it shall exercise reasonable skill and care and rectify any fault free of charge unless the workmanship has been disturbed. The Buyer is responsible for ensuring that the warranty on the motorcycle is not affected by the fitting of the Products. On return of any defective Products R&G shall at its option either supply a replacement or refund the purchase money but shall not be liable if the Products have been modified or used or maintained otherwise than in accordance with R&G's or manufacturer's instructions and good engineering practice or if the defect arises from accident or neglect. Other than identified above and subject to R&G not limiting its liability for causing death and personal injury, it shall not be liable for indirect or consequential loss and otherwise its liability shall be limited to the amounts paid by the Buyer for the Products or the fitting or service concerned. These terms do not affect the Buyer's statutory rights.

R&G RETURNS POLICY (NON-FAULTY GOODS)

Returns must be pre-authorized (if not pre-authorized the return will be rejected). Goods may only be returned direct to us if they were purchased direct from us (customer must prove if necessary). Otherwise to be returned to original vendor. Goods must be in re-sellable condition, in the opinion of R&G. All returns are subject to a 25% restocking and handling fee (25% of the gross value exc. P&P - at the prevailing price at time of purchase). The customer must pay any and all carriage charges. No returns of discontinued products, unless within 14 days of purchase. This policy does not affect your statutory rights and does not refer to faulty goods.



MONTAGEANLEITUNG FÜR BRG0004BK GEBRANDET
KÜHLERSCHUTZ FÜR KAWASAKI NINJA 650 2017-, Z650 2017-
UND Z650RS 2022-



ALLE KIT-TEILE SIND AUF DEN NACHFOLGENDEN SEITEN ABGEBILDET UND GEKENNZEICHNET.

DIE ABGEBILDETEN TEILE DIENEN LEDIGLICH ZUR ERKLÄRUNG.

ÜBERPRÜFEN SIE ZUERST, DASS ALLE TEILE VORHANDEN SIND.

LESEN SIE DIE MONTAGEANLEITUNG KOMPLETT DURCH, BEVOR SIE ANFANGEN.

**WENN SIE BEI DER MONTAGE DIESES PRODUKTES UNSICHER SIND,
BITTE EINEN UNSERER HÄNDLER KONTAKTIEREN ODER DAS KIT VON
EINEM QUALIFIZIERTEN ZWEIRAD-MECHANIKER MONTIEREN LASSEN.**

DIE VERPACKUNG DER TEILE STELLT NICHT DIE REIHENFOLGE DER MONTAGE DAR.

HINWEIS FÜR KITS MIT PLASTIKUNTERLEGSscheIBEN AN DEN SCHRAUBEN –
DIESE PLASTIK-UNTERLEGSscheIBEN WERDEN NICHT FÜR DEN EINBAU BENÖTIGT.

**EINE DIGITALE VERSION DIESER MONTAGEANLEITUNG KANN AUF
FOLGENDER SEITE HERUNTERGELADEN WERDEN:**

WWW.RG-RACING.COM

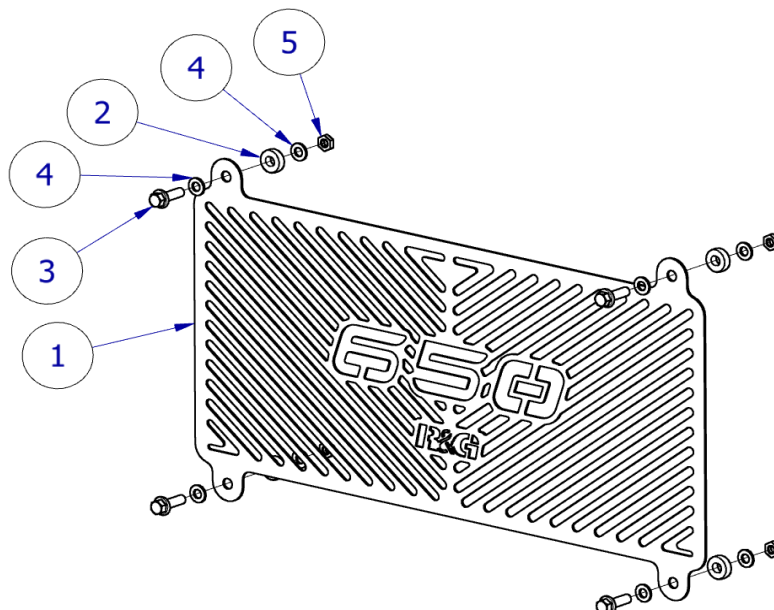


<u>SIE BENÖTIGEN FOLGENDES WERKZEUG</u>	<u>ALLGEM. ANZUGSDREHMOMENT</u>
<ul style="list-style-type: none"> • Satz Steckschlüssel inkl. 8mm Steckschlüssel • 3mm, 4mm und 5mm Inbusschlüssel • Schere 	M4 SCHRAUBE = 8Nm M5 SCHRAUBE = 12Nm M6 SCHRAUBE = 15Nm M8 SCHRAUBE = 20Nm M10 SCHRAUBE = 40Nm M12 SCHRAUBE = 40Nm

LIEFERUMFANG

ARTIKEL NR.	BESCHREIBUNG	MENGE
ARTIKEL 1	GEBRANDET KÜHLERSCHUTZ (BRG0004SS)	1
ARTIKEL 2	S0455 (DISTANZHALTER)	4
ARTIKEL 3	M5 x 16mm SECHSKANTSCHRAUBE	4
ARTIKEL 4	M5 SELBSTSICHERNDE MUTTER	4
ARTIKEL 5	M5 x 10mm OD UNTERLEGSCHIEBE	8
ARTIKEL 6	100mm SELBSTKLEBENDER SCHAUMSTOFF	2

MONTAGEANLEITUNG





MONTAGE - ABBILDUNGEN



MONTAGEANLEITUNG

- Um den Kühlerschutz am Motorrad zu montieren, schneiden Sie zuerst den mitgelieferten Schaumstoffstreifen (**Artikel 6**) in 8 mm breite Streifen und kleben Sie diese auf der Rückseite des Kühlerschutzrahmens, so dass sie zwischen dem Kühlerschutz und dem Kühler angebracht sind.
- Die Zeichnung auf **Seite 2** dient als Referenz für die Montage.
- Die 4 Distanzhalter vom Kit (**Artikel 2**) zwischen Kühlerschutz und Motorrad platzieren, um sicherzustellen, dass ausreichend Platz zwischen Kühlerschutz und Kühler vorhanden ist.
- Den Kühlerschutz in Position bringen und die 4 x M5 Unterlegescheiben und Schrauben vom Kit (**Artikel 3 und 5**) in die 4 Montageöffnungen einsetzen wie im Bild **Montage Abbildung** abgebildet.
- Anschließend mit den übrigen 4 Unterlegscheiben und selbstsichernden Muttern (**Artikel 4 und 5**) hinten befestigen.
- Ziehen Sie alle Schrauben gleichmäßig fest - überprüfen Sie, dass die Schrauben festgezogen sind, bevor Sie mit dem Motorrad fahren.

AUSGABE 1 07/03/2021 (AO)



CONSUMER NOTICE

The catalogue description and any exhibition of samples are only broad indications of the Products and R&G may make design changes which do not diminish their performance or visual appeal and supplying them in such state shall conform to the order. The Buyer acknowledges no representation or warranty (other than as to title) has been given or will apply to the Products other than those in R&G's order or confirmation and the Buyer confirms it has chosen the Products as being of merchantable quality and suitable for its particular purposes. Where R&G fits the Products or undertakes other services it shall exercise reasonable skill and care and rectify any fault free of charge unless the workmanship has been disturbed. The Buyer is responsible for ensuring that the warranty on the motorcycle is not affected by the fitting of the Products. On return of any defective Products R&G shall at its option either supply a replacement or refund the purchase money but shall not be liable if the Products have been modified or used or maintained otherwise than in accordance with R&G's or manufacturer's instructions and good engineering practice or if the defect arises from accident or neglect. Other than identified above and subject to R&G not limiting its liability for causing death and personal injury, it shall not be liable for indirect or consequential loss and otherwise its liability shall be limited to the amounts paid by the Buyer for the Products or the fitting or service concerned. These terms do not affect the Buyer's statutory rights.

R&G RETURNS POLICY (NON-FAULTY GOODS)

Returns must be pre-authorized (if not pre-authorized the return will be rejected). Goods may only be returned direct to us if they were purchased direct from us (customer must prove if necessary). Otherwise to be returned to original vendor. Goods must be in re-sellable condition, in the opinion of R&G. All returns are subject to a 25% restocking and handling fee (25% of the gross value exc. P&P - at the prevailing price at time of purchase). The customer must pay any and all carriage charges. No returns of discontinued products, unless within 14 days of purchase. This policy does not affect your statutory rights and does not refer to faulty goods.